

The Albuquerque Sign Language Academy Governance Board

Regular Monthly Meeting Date/Time

November 15, 2017 at 4:00pm

Meeting Location

620 Lomas Blvd NW Room C, Albq. NM 87102

Meeting Agenda: * *Denotes Action Item requiring vote.*

1. Call to Order
2. Roll call
3. Approval of Meeting Agenda*
4. Approval of October 18, 2017 Meeting Minutes*
5. Public Comments
6. Update from Executive Director
7. Update from Board Chair
8. Financial Items:
 - a. Approval of BARS, October 2017 Bank Reconciliation, Payroll, and A/P Reports*
9. Upcoming Meeting: Regular Monthly Meeting scheduled for December 20, 2017 at 4:00pm.
10. Adjournment*

October 18, 2017 – Annual Meeting Minutes

ASL Academy Governance Board - 620 Lomas Blvd NW, Room C, Albuquerque NM 87102

**Indicates action item requiring vote.*

1. Call to Order: Chair Kimberly Silva called the meeting to order at 4:07pm.
2. Roll call: Kim Silva, Dana Grubestic, Yancey Ranspot and Dr. Liz Keefe were in attendance. Jane Cavanaugh was excused. A quorum was present.
3. Approval of Meeting Agenda*: Dr. Keefe moved to approve the agenda. Mr. Ranspot seconded. Motion passed unanimously.
4. Approval of September 11, 2017 Meeting Minutes*: Mr. Ranspot moved to approve the agenda. Ms. Grubestic seconded. Motion passed unanimously.
5. Public Comments: None.
6. Update from Executive Director: Mr. Martinez reported on the Huffington Post visit, the KOBTv4 visit, the School Report Card Grade, SIG funding, etc.
7. Update from Board Chair: Chair Silva had nothing additional to report.
8. Old Business:
 - a. Update re Data Assessment Reporting: Ms. Blythe reported on short cycle data.
9. New Business:
 - a. Vacancy Appointment: Vincent Lujan*: Mr. Ranspot moved to appoint Mr. Lujan to the Board. Dr. Keefe seconded. Motion passed unanimously.
 - b. Upcoming Board Training Opportunities: Noted.
10. Financial Items:
 - a. Approval of BARS, August and September 2017 Bank Reconciliation, Payroll and A/P Reports*: Ms. Grubestic moved to approve BARS #14-15. Mr. Ranspot seconded. Motion passed unanimously. August 2017 reports tabled until next meeting.
11. Upcoming Meeting Date Noted: The next monthly meeting is scheduled for Wednesday, November 15, 2017 at 4:00 pm at The ASL Academy, 620 Lomas Blvd NW, Room C, Albq., NM 87102.
12. Adjournment*: With no further business, Ms. Grubestic moved to adjourn the meeting. Mr. Ranspot seconded. Motion passed unanimously and Chair Silva adjourned the meeting at 5:28pm.

APPROVED BY THE ASLA GOVERNANCE BOARD AT THE NOVEMBER 15, 2017 MEETING:

Dana Grubestic, Secretary



The Albuquerque Sign Language Academy

children. family. community. possibility.

Financial Report

As of October 31, 2017

Finance Packet
11/15/2017

I. FINANCIAL POSITION

- Summary as of October 31, 2017

II. BANK RECONCILIATIONS:

- October 2017

III. VOUCHERS*:

- AP Listing October 1 to October 31, 2017
- Payroll Vouchers October 1 to October 31, 2017

IV. BUDGET*:

BARs:

N/A

V. FINANCIAL REPORTS:

- Balance Sheet- October 31, 2017
- Statement of Revenues & Expenditures- October 31, 2017
- Revenue Account Summary- October 31, 2017
- Expenditure Account Summary- October 31, 2017

VI. MISC:

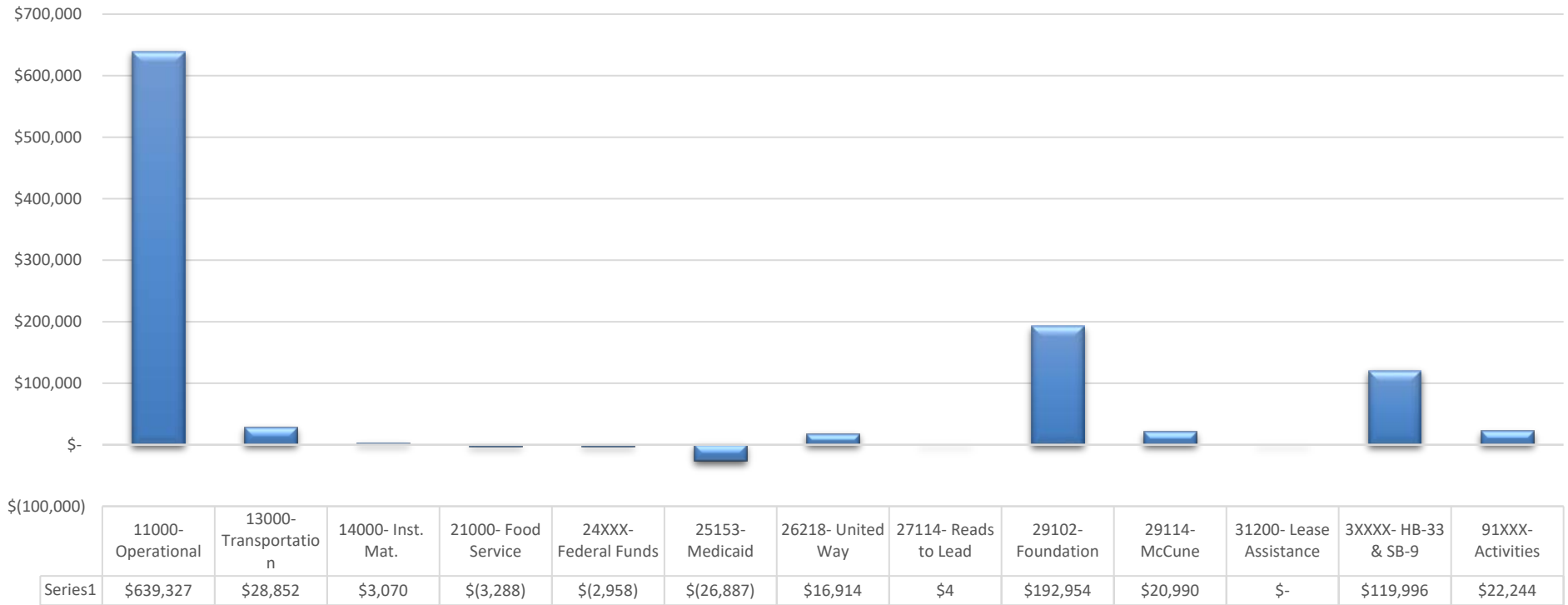
N/A

* Requires Governing Council approval.

Summary of Financial Position

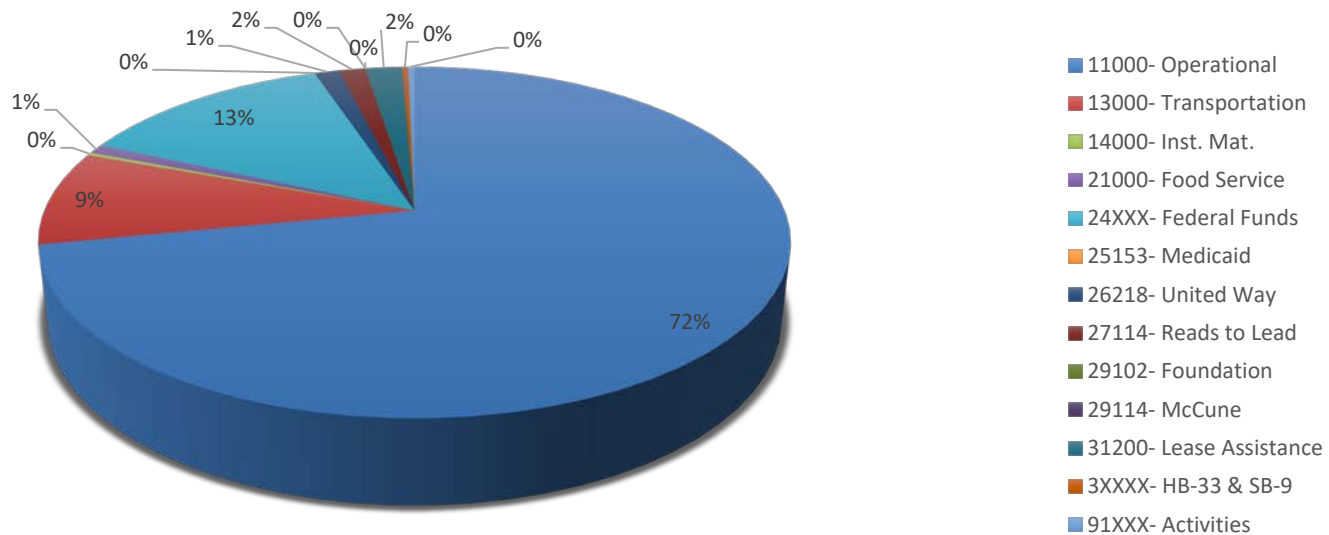
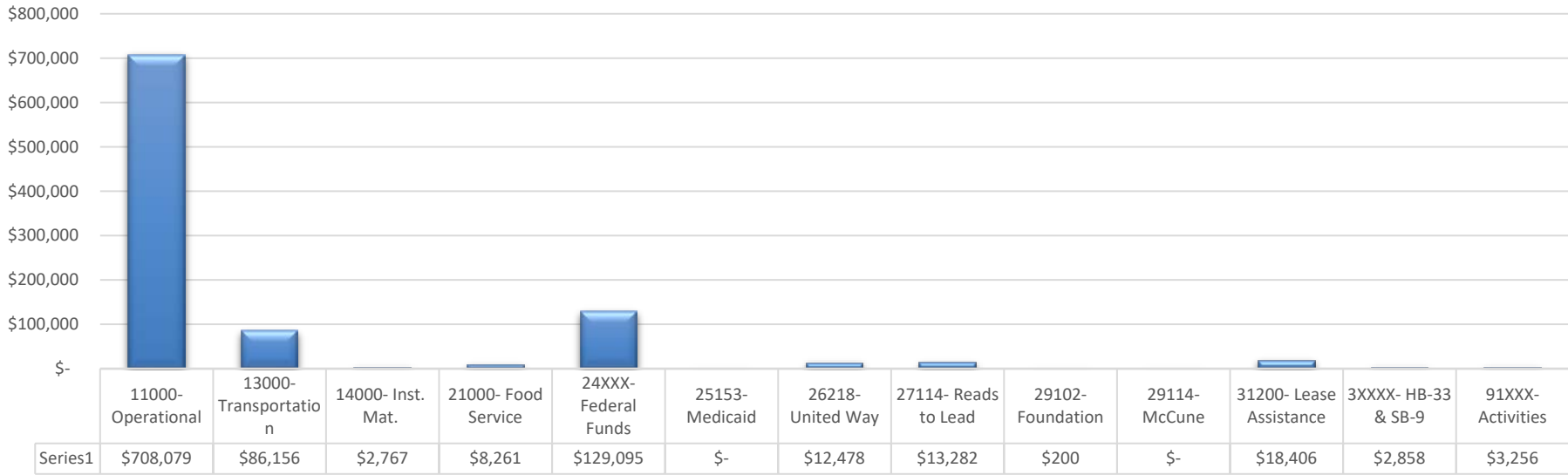
Bank Reconciliation:

Reconciled Cash is at 1,011,217 as of October 31, 2017. Cashed increased \$7,580 (1%) from previous month.



Revenue:

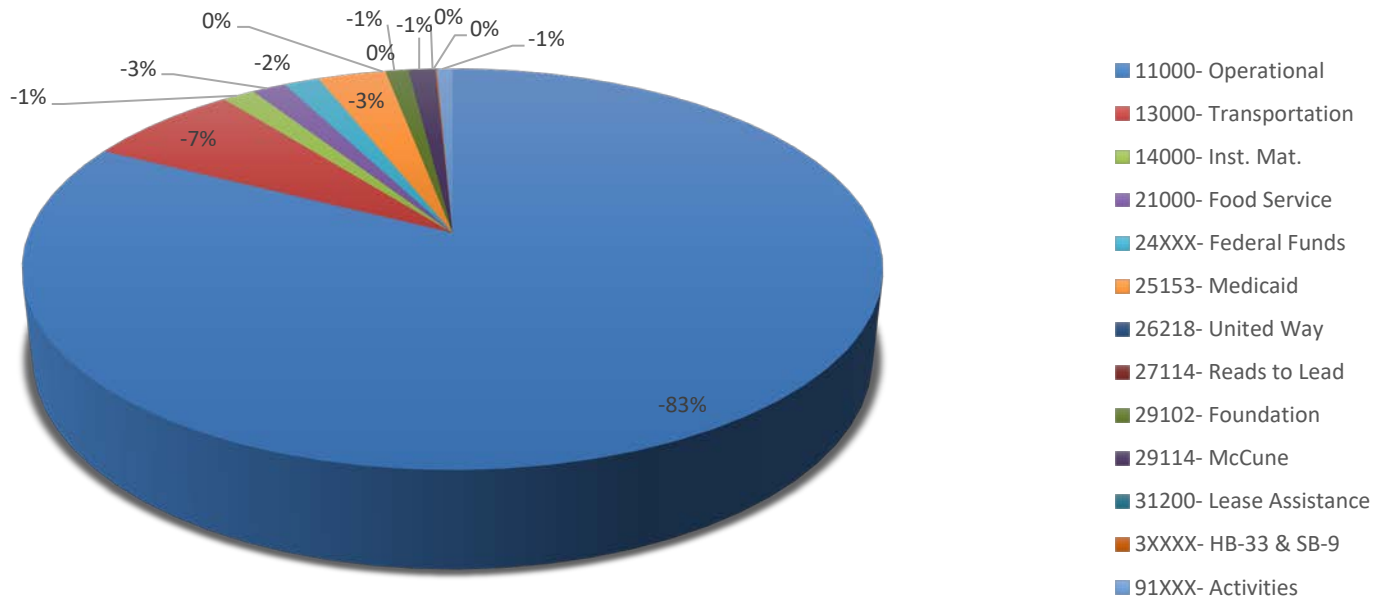
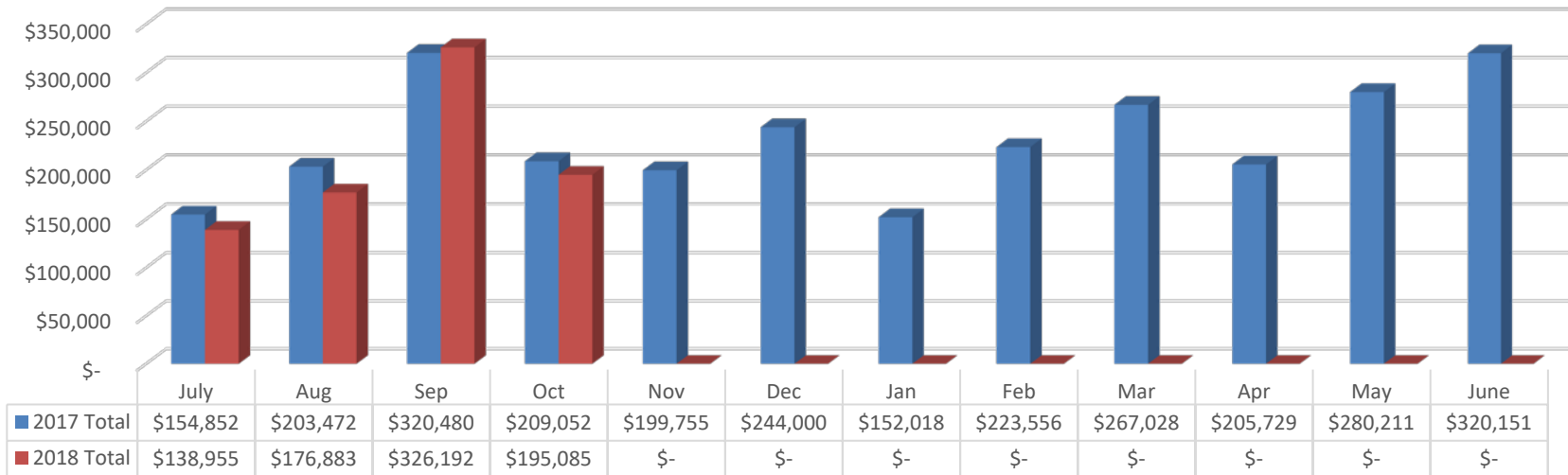
ASLA's main revenue source is from the Operational fund at 72% of total revenue. Federal funds are next with 13% of total revenue and this is due to receiving reimbursements in July from prior year expenditures.



Expenditure Comparison

Total expenditures for the current month decreased \$131,107, 40%, from previous month. More than 50% of the change was due to having three payrolls in September. Expenditures in the Operational fund are at 83% of total expenditures and transportation is next highest at 7%.

Expenditures



**Albuquerque Sign Language Academy
Financial Position as of 10/31/2017**

Bank Reconciliation

	Bank Balance	Outstanding checks/deposits	Expected GL	Actual GL	Difference
	\$ 1,021,256	\$ (10,039)	\$ 1,011,217	\$ 1,011,217	\$ -

Note: Oldest dated outstanding check is 09/13/2017.

A/P Listing Summary (does not include payroll)

	July	Aug	Sep	Oct	Nov	Dec	Jan	Feb	Mar	Apr	May	June	YTD
2017	\$ 65,469	\$ 45,012	\$ 87,970	\$ 56,096	\$ 37,542	\$ 83,874	\$ 11,595	\$ 60,707	\$ 43,660	\$ 55,402	\$ 124,257	\$ 101,052	\$ 772,636
2018	\$ 51,167	\$ 29,541	\$ 115,743	\$ 55,465									\$ 251,916

Salaries and Benefits Expense

2017	\$ 89,383	\$ 158,460	\$ 232,510	\$ 152,956	\$ 162,214	\$ 160,126	\$ 140,422	\$ 162,849	\$ 223,368	\$ 150,327	\$ 155,954	\$ 219,099	\$ 2,007,668
2018	\$ 87,789	\$ 147,342	\$ 210,449	\$ 139,620									\$ 585,199
2017 Total	\$ 154,852	\$ 203,472	\$ 320,480	\$ 209,052	\$ 199,755	\$ 244,000	\$ 152,018	\$ 223,556	\$ 267,028	\$ 205,729	\$ 280,211	\$ 320,151	\$ 2,780,304
2018 Total	\$ 138,955	\$ 176,883	\$ 326,192	\$ 195,085	\$ -	\$ -	\$ -	\$ -	\$ -	\$ -	\$ -	\$ -	\$ 837,115

Financial Reports

	11000- Operational	13000- Transportation	14000- Inst. Mat.	21000- Food Service	24XXX- Federal Funds	25153- Medicaid	26218- United Way	27114- Reads to Lead	29102- Foundation	29114- McCune	31200- Lease Assistance	3XXXX- HB-33 & SB-9	91XXX- Activities	Total
Balance Sheet														
Cash	\$ 639,327	\$ 28,852	\$ 3,070	\$ (3,288)	\$ (2,958)	\$ (26,887)	\$ 16,914	\$ 4	\$ 192,954	\$ 20,990	\$ -	\$ 119,996	\$ 22,244	\$ 1,011,217
Investments	\$ -	\$ -	\$ -	\$ -	\$ -	\$ -	\$ -	\$ -	\$ 69,952	\$ -	\$ -	\$ -	\$ 100	\$ 70,052
Payroll Liab.	\$ (47,964)	\$ (603)	\$ -	\$ -	\$ (1,305)	\$ -	\$ (78)	\$ (4)	\$ -	\$ -	\$ -	\$ -	\$ (15)	\$ (49,969)
Fund Balance	\$ 591,363	\$ 28,249	\$ 3,070	\$ (3,288)	\$ (4,262)	\$ (26,887)	\$ 16,836	\$ -	\$ 262,906	\$ 20,990	\$ -	\$ 119,996	\$ 22,329	\$ 1,031,301
Pending RFRs	\$ -	\$ -	\$ -	\$ 3,288	\$ 4,262	\$ 26,887	\$ -	\$ -	\$ -	\$ -	\$ -	\$ -	\$ -	\$ 34,437

Statement of Revenues & Expenditures & Change in Fund Balance

Total Rev.	\$ 708,079	\$ 86,156	\$ 2,767	\$ 8,261	\$ 129,095	\$ -	\$ 12,478	\$ 13,282	\$ 200	\$ -	\$ 18,406	\$ 2,858	\$ 3,256	\$ 984,840
Total Exp.	\$ (692,924)	\$ (57,907)	\$ (12,150)	\$ (12,735)	\$ (13,229)	\$ (25,507)	\$ -	\$ -	\$ (8,613)	\$ (10,035)	\$ -	\$ (590)	\$ (5,927)	\$ (839,617)
Excess/deficiency	\$ 15,155	\$ 28,249	\$ (9,383)	\$ (4,474)	\$ 115,867	\$ (25,507)	\$ 12,478	\$ 13,282	\$ (8,413)	\$ (10,035)	\$ 18,406	\$ 2,268	\$ (2,671)	\$ 145,223
FB Beginning	\$ 576,209	\$ -	\$ 12,452	\$ 1,185	\$ (120,129)	\$ (1,380)	\$ 4,357	\$ (13,282)	\$ 271,319	\$ 31,025	\$ (18,406)	\$ 117,728	\$ 25,000	\$ 886,077
FB ending	\$ 591,363	\$ 28,249	\$ 3,070	\$ (3,288)	\$ (4,262)	\$ (26,887)	\$ 16,836	\$ -	\$ 262,906	\$ 20,990	\$ -	\$ 119,996	\$ 22,329	\$ 1,031,301
	\$ -	\$ -	\$ -	\$ -	\$ -	\$ -	\$ -	\$ -	\$ -	\$ -	\$ -	\$ -	\$ -	\$ -

Account Summary Revenue

	Month to Date Revenue	Budget	YTD Revenue	Difference
11000- Operational	\$ 176,110	\$ 2,113,315	\$ 708,079	\$ (1,405,236)
All Other	\$ 44,085	\$ 927,151	\$ 276,761	\$ (650,390)
Total	\$ 220,195	\$ 3,040,466	\$ 984,840	\$ (2,055,626)
		\$ 1,041,541.00	(FB Budget)	

Account Summary Expense

	Month to Date Expense	Budget	YTD Expense	Encumbrance	Available
11000- Operational	\$ 153,234	\$ 2,689,523	\$ 692,924	\$ 1,434,449	\$ 562,150
All Other	\$ 41,862	\$ 1,392,484	\$ 146,692	\$ 356,728	\$ 889,063
Total	\$ 195,096	\$ 4,082,007	\$ 839,617	\$ 1,791,177	\$ 1,451,213

Albuquerque Sign Language Academy

Bank Account Reconciliation Report

Accounting Cycle: FY2018; Bank: NM Bank & Trust - ; Bank Account: 6187215 - ; Statement Date: 10/31/2017; Include Unposted Transactions: No; Created On: 11/11/2017 6:40:23 PM

	Bank Reconciliation +	Outstanding	ExpectedGL -	ActualGL 1	Difference
Beginning Balance	\$1,022,832.69 +	(\$19,195.45) =	\$1,003,637.24 -	\$1,003,637.24 =	\$0.00
Deposits/Debits	\$220,192.44 +	\$0.00 =	\$220,192.44 -	\$225,839.41 =	(\$5,646.97)
Withdrawals/Credits	(\$221,769.13) +	\$9,156.64 =	(\$212,612.49) -	(\$218,259.46) =	\$5,646.97
Sub Total	\$1,021,256.00	(\$10,038.81)	\$1,011,217.19	\$1,011,217.19	\$0.00

Albuquerque Sign Language Academy

Voucher by Warrant with Date Range Report

Accounting Cycle: FY2018; Voucher: [All]; Warrant Status: Non-Void; Order By: Voucher; Begin Date: 10/01/2017; End Date: 10/31/2017;

Warrant Date	Warrant Number	Vendor	Amount
10/10/2017		Bank of America Pcard	\$1,609.96
10/10/2017	3694	Allen, Laura B	\$1,290.00
10/10/2017	3695	APS/Transportation Mechanical Center	\$14,466.96
10/10/2017	3696	Charter School Nursing Services	\$1,241.63
10/10/2017	3697	Comcast Cable	\$292.25
10/10/2017	3698	Cooperative Educational Services	\$4,689.46
10/10/2017	3699	Document Imaging of the Southwest	\$258.00
10/10/2017	3700	Iron Mountain	\$106.43
10/10/2017	3701	Pacific Office Automation	\$2,028.88
10/10/2017	3702	RGC Access	\$1,485.00
10/10/2017	3703	Silva, Aaron	\$1,250.00
10/10/2017	3704	The Apricot Tree, LLC	\$2,889.06
10/10/2017	3705	Verizon	\$43.02
10/18/2017	3707	Quintana, Juan	\$57.12
10/24/2017	3708	Accountability and Compliance Resources LLC	\$358.27
10/24/2017	3709	ACES	\$12,734.87
10/24/2017	3710	Century Link	\$270.52
10/24/2017	3711	Nasco	\$34.07
10/24/2017	3712	Ricka, Anita	\$1,635.00
10/24/2017	3713	Sandia Office Supp	\$207.97
10/24/2017	3714	Scholastic, Inc	\$619.74
10/24/2017	3715	Shamrock Supply	\$264.40
10/24/2017	3716	Davis, Hayley	\$1,924.16
10/24/2017	3717	United States Treasury	\$5,400.00
10/28/2017	3720	Loco Jumps Inc.	\$308.63
Sub Total			\$55,465.40

Albuquerque Sign Language Academy

Payroll Voucher Management Report

[Cycle Name]: "FY2018"

Voucher Status	Voucher Number	Voucher Date	Description	Approved By	Approved Date	Voucher Total
Paid	PV18-032	10/10/2017	NMPSIA 2017.09	dcordovacpa@hotmail.com	10/07/2017	\$18,217.72
Paid	PV18-033	10/10/2017	RHC 2017.09	dcordovacpa@hotmail.com	10/07/2017	\$4,833.82
Paid	PV18-034	10/09/2017	Nationwide 2017.09	dcordovacpa@hotmail.com	10/07/2017	\$300.00
Paid	PV18-035	10/09/2017	USDE 2017.09	dcordovacpa@hotmail.com	10/07/2017	\$351.50
Paid	PV18-036	10/09/2017	FFGA 2017.09	dcordovacpa@hotmail.com	10/07/2017	\$446.20
Paid	PV18-037	10/12/2017	DD PR18-07 2017.10.13	dcordovacpa@hotmail.com	10/12/2017	\$31,578.94
Paid	PV18-038	10/13/2017	EFTPS PR18-07 2017.10.13	dcordovacpa@hotmail.com	10/12/2017	\$10,525.61
Paid	PV18-039	10/12/2017	ERB 2017.09	dcordovacpa@hotmail.com	10/13/2017	\$38,929.42
Paid	PV18-040	10/24/2017	CRS 2017.09	dcordovacpa@hotmail.com	10/24/2017	\$3,390.92
Paid	PV18-041	10/24/2017	SUTA 2017.09	dcordovacpa@hotmail.com	10/24/2017	\$409.51
Paid	PV18-042	10/24/2017	WC 2017.09	dcordovacpa@hotmail.com	10/24/2017	\$150.50
Paid	PV18-043	10/27/2017	DD PR18-08 2017.10.27	dcordovacpa@hotmail.com	10/26/2017	\$34,487.34
Paid	PV18-044	10/27/2017	EFTPS PR18-08 2017.10.27	dcordovacpa@hotmail.com	10/26/2017	\$11,708.35

\$155,329.83

Albuquerque Sign Language Academy

Balance Sheet Report

Cycle: FY2018; Fund Class: [All]; Fund Columns: [All Non-Zero Funds]; Account Code Expression: [All]; Balance Date: 10/31/2017; Detail: No;

Description	11000	13000	14000	21000	24101	24106	24124
11031 - Cash on Hand	\$0.00	\$0.00	\$0.00	\$0.00	\$0.00	\$0.00	\$0.00
11111 - Bank Account - NM Bank & Trust	\$639,326.82	\$28,852.29	\$3,069.51	(\$3,288.41)	(\$552.34)	(\$1,290.00)	\$369.79
12011 - Investments	\$0.00	\$0.00	\$0.00	\$0.00	\$0.00	\$0.00	\$0.00
Subtotal of Account Type: Asset	\$639,326.82	\$28,852.29	\$3,069.51	(\$3,288.41)	(\$552.34)	(\$1,290.00)	\$369.79
Subtotal of Account Group: Assets	\$639,326.82	\$28,852.29	\$3,069.51	(\$3,288.41)	(\$552.34)	(\$1,290.00)	\$369.79
23011 - Accrued Salaries and Benefits	(\$10,809.79)	\$0.00	\$0.00	\$0.00	\$0.00	\$0.00	\$0.00
23124 - State Retirement System Contributions(Employee)	\$11,618.41	\$88.72	\$0.00	\$0.00	\$119.52	\$0.00	\$0.00
23125 - Health Insurance (Employee)	\$9,790.61	\$145.59	\$0.00	\$0.00	\$234.27	\$0.00	\$106.01
23126 - Unemployment Insurance	\$98.47	\$2.08	\$0.00	\$0.00	\$4.13	\$0.00	\$29.45
23134 - State Retirement System Contributions (Employer)	\$16,303.07	\$120.54	\$0.00	\$0.00	\$162.44	\$0.00	\$0.00
23135 - Health Insurance (Employer)	\$15,949.69	\$211.92	\$0.00	\$0.00	\$353.18	\$0.00	\$166.06
23141 - Federal Income Tax	\$0.00	\$0.00	\$0.00	\$0.00	\$0.00	\$0.00	\$0.00
23142 - State Income Tax	\$3,081.32	\$29.98	\$0.00	\$0.00	\$39.53	\$0.00	\$68.27
23143 - FICA (Employee)	\$0.00	\$0.00	\$0.00	\$0.00	\$0.00	\$0.00	\$0.00
23144 - Medicare (Employee)	\$0.00	\$0.00	\$0.00	\$0.00	\$0.00	\$0.00	\$0.00
23147 - Voluntary Deductions	\$1,931.93	\$4.38	\$0.00	\$0.00	\$21.87	\$0.00	\$0.00
23148 - Direct Deposit	\$0.00	\$0.00	\$0.00	\$0.00	\$0.00	\$0.00	\$0.00
23153 - FICA (Employer)	\$0.00	\$0.00	\$0.00	\$0.00	\$0.00	\$0.00	\$0.00
23154 - Medicare (Employer)	\$0.00	\$0.00	\$0.00	\$0.00	\$0.00	\$0.00	\$0.00
Subtotal of Account Type: Liability	\$47,963.71	\$603.21	\$0.00	\$0.00	\$934.94	\$0.00	\$369.79
32000 - Fund Balances	\$0.00	\$0.00	\$0.00	\$0.00	\$0.00	\$0.00	\$0.00
32300 - Unreserved Fund Balance	\$576,208.52	\$0.00	\$12,452.02	\$1,185.18	(\$20,717.28)	(\$15,770.96)	(\$83,640.93)
Net Increase/Decrease	\$15,154.59	\$28,249.08	(\$9,382.51)	(\$4,473.59)	\$19,230.00	\$14,480.96	\$83,640.93
Subtotal of Account Type: Fund Balance/Retained Earnings	\$591,363.11	\$28,249.08	\$3,069.51	(\$3,288.41)	(\$1,487.28)	(\$1,290.00)	\$0.00
Subtotal of Account Group: Liabilities/Fund Balance	\$639,326.82	\$28,852.29	\$3,069.51	(\$3,288.41)	(\$552.34)	(\$1,290.00)	\$369.79

24154	25153	26218	27114	29102	29114	31200	31600	31701	91000	91100
\$0.00	\$0.00	\$0.00	\$0.00	\$0.00	\$0.00	\$0.00	\$0.00	\$0.00	\$100.00	\$0.00
(\$1,485.00)	(\$26,886.68)	\$16,913.59	\$3.55	\$192,954.40	\$20,989.51	\$0.00	\$60,265.31	\$59,730.94	\$4,818.59	\$2,550.77
\$0.00	\$0.00	\$0.00	\$0.00	\$69,952.05	\$0.00	\$0.00	\$0.00	\$0.00	\$0.00	\$0.00
(\$1,485.00)	(\$26,886.68)	\$16,913.59	\$3.55	\$262,906.45	\$20,989.51	\$0.00	\$60,265.31	\$59,730.94	\$4,918.59	\$2,550.77
(\$1,485.00)	(\$26,886.68)	\$16,913.59	\$3.55	\$262,906.45	\$20,989.51	\$0.00	\$60,265.31	\$59,730.94	\$4,918.59	\$2,550.77
(\$2,957.55)								\$119,996.25		
\$0.00	\$0.00	\$0.00	\$0.00	\$0.00	\$0.00	\$0.00	\$0.00	\$0.00	\$0.00	\$0.00
\$0.00	\$0.00	\$0.00	\$0.00	\$0.00	\$0.00	\$0.00	\$0.00	\$0.00	\$0.00	\$0.00
\$0.00	\$0.00	\$28.93	\$0.00	\$0.00	\$0.00	\$0.00	\$0.00	\$0.00	\$0.00	\$0.00
\$0.00	\$0.00	\$1.22	\$3.55	\$0.00	\$0.00	\$0.00	\$0.00	\$0.00	\$0.00	\$0.00
\$0.00	\$0.00	\$0.00	\$0.00	\$0.00	\$0.00	\$0.00	\$0.00	\$0.00	\$0.00	\$0.00
\$0.00	\$0.00	\$41.35	\$0.00	\$0.00	\$0.00	\$0.00	\$0.00	\$0.00	\$0.00	\$0.00
\$0.00	\$0.00	\$0.00	\$0.00	\$0.00	\$0.00	\$0.00	\$0.00	\$0.00	\$0.00	\$0.00
\$0.00	\$0.00	\$6.57	\$0.00	\$0.00	\$0.00	\$0.00	\$0.00	\$0.00	\$0.00	\$0.00
\$0.00	\$0.00	\$0.00	\$0.00	\$0.00	\$0.00	\$0.00	\$0.00	\$0.00	\$0.00	\$0.00
\$0.00	\$0.00	\$0.00	\$0.00	\$0.00	\$0.00	\$0.00	\$0.00	\$0.00	\$0.00	\$0.00
\$0.00	\$0.00	\$0.00	\$0.00	\$0.00	\$0.00	\$0.00	\$0.00	\$0.00	\$0.00	\$0.00
\$0.00	\$0.00	\$0.00	\$0.00	\$0.00	\$0.00	\$0.00	\$0.00	\$0.00	\$0.00	\$0.00
\$0.00	\$0.00	\$0.00	\$0.00	\$0.00	\$0.00	\$0.00	\$0.00	\$0.00	\$0.00	\$0.00
\$0.00	\$0.00	\$0.00	\$0.00	\$0.00	\$0.00	\$0.00	\$0.00	\$0.00	\$0.00	\$0.00
\$0.00	\$0.00	\$0.00	\$0.00	\$0.00	\$0.00	\$0.00	\$0.00	\$0.00	\$0.00	\$0.00
\$0.00	\$0.00	\$78.07	\$3.55	\$0.00	\$0.00	\$0.00	\$0.00	\$0.00	\$0.00	\$0.00
\$1,304.73										
\$0.00	\$0.00	\$0.00	\$0.00	\$0.00	\$0.00	\$0.00	\$0.00	\$16,529.70	\$0.00	\$0.00
\$0.00	(\$1,379.59)	\$4,357.15	(\$13,282.11)	\$271,319.17	\$31,024.67	(\$18,406.23)	\$58,489.45	\$42,709.08	\$4,112.05	\$3,718.77
(\$1,485.00)	(\$25,507.09)	\$12,478.37	\$13,282.11	(\$8,412.72)	(\$10,035.16)	\$18,406.23	\$1,775.86	\$492.16	\$806.54	(\$1,168.00)
(\$1,485.00)	(\$26,886.68)	\$16,835.52	\$0.00	\$262,906.45	\$20,989.51	\$0.00	\$60,265.31	\$59,730.94	\$4,918.59	\$2,550.77
(\$1,485.00)	(\$26,886.68)	\$16,913.59	\$3.55	\$262,906.45	\$20,989.51	\$0.00	\$60,265.31	\$59,730.94	\$4,918.59	\$2,550.77

91200	91400	Total
\$0.00	\$0.00	\$100.00
\$1,209.00	\$13,665.55	\$1,011,217.19
\$0.00	\$0.00	\$69,952.05
\$1,209.00	\$13,665.55	\$1,081,269.24
\$1,209.00	\$13,665.55	\$1,081,269.24
	\$22,343.91	
\$0.00	\$0.00	(\$10,809.79)
\$0.00	\$4.92	\$11,831.57
\$0.00	\$0.00	\$10,305.41
\$0.00	\$0.18	\$139.08
\$0.00	\$8.78	\$16,594.83
\$0.00	\$0.00	\$16,722.20
\$0.00	\$0.00	\$0.00
\$0.00	\$0.86	\$3,226.53
\$0.00	\$0.00	\$0.00
\$0.00	\$0.00	\$0.00
\$0.00	\$0.55	\$1,958.73
\$0.00	\$0.00	\$0.00
\$0.00	\$0.00	\$0.00
\$0.00	\$0.00	\$0.00
\$0.00	\$15.29	\$49,968.56
\$0.00	\$0.00	\$16,529.70
\$1,209.00	\$15,959.72	\$869,547.68
\$0.00	(\$2,309.46)	\$145,223.30
\$1,209.00	\$13,650.26	\$1,031,300.68
\$1,209.00	\$13,665.55	\$1,081,269.24

- - -

Statement of Revenues and Expenditures and Change in Fund Balance

Cycle: FY2018; Fund Class: [All]; Fund Columns: [All Non-Zero Funds]; Account Code Expression: [All]; Include Element Value: Yes; Revenue Element: Object; Expenditure

Element: Object; Begin Date: 07/01/2017; End Date: 10/31/2017

Description	11000 - Operational	13000 - Pupil Transportation	14000 - Instructional Materials	21000 - Food Service	24101 - Title I	24106 - Entitlement IDEA-B	24124 - Title I 1003g Grant
41110 - Ad Valorem Taxes - School District	\$0.00	\$0.00	\$0.00	\$0.00	\$0.00	\$0.00	\$0.00
41604 - Fees Students/Food Services	\$0.00	\$0.00	\$0.00	\$775.00	\$0.00	\$0.00	\$0.00
41701 - Fees Activities	\$20.00	\$0.00	\$0.00	\$0.00	\$0.00	\$0.00	\$0.00
41922 - Instructional Support - Categorical	\$0.00	\$0.00	\$0.00	\$0.00	\$0.00	\$0.00	\$0.00
41923 - Administration - Categorical	\$0.00	\$0.00	\$0.00	\$0.00	\$0.00	\$0.00	\$0.00
43101 - State Equalization Guarantee	\$704,439.00	\$0.00	\$0.00	\$0.00	\$0.00	\$0.00	\$0.00
43202 - State Flow-through Grant	\$0.00	\$0.00	\$0.00	\$0.00	\$0.00	\$0.00	\$0.00
43206 - Transportation Distribution	\$0.00	\$86,156.00	\$0.00	\$0.00	\$0.00	\$0.00	\$0.00
43209 - PSCOC Awards	\$0.00	\$0.00	\$0.00	\$0.00	\$0.00	\$0.00	\$0.00
43211 - Instructional Materials – Cash	\$0.00	\$0.00	\$2,767.44	\$0.00	\$0.00	\$0.00	\$0.00
44500 - Restricted Grants - Federal Flow-through	\$0.00	\$0.00	\$0.00	\$7,486.28	\$25,232.97	\$20,221.52	\$83,640.93
46100 - Access Board (e-Rate)	\$3,619.83	\$0.00	\$0.00	\$0.00	\$0.00	\$0.00	\$0.00
Total Revenue	\$708,078.83	\$86,156.00	\$2,767.44	\$8,261.28	\$25,232.97	\$20,221.52	\$83,640.93
51100 - Salaries Expense	\$412,742.31	\$3,032.72	\$0.00	\$0.00	\$4,086.32	\$0.00	\$0.00
51300 - Additional Compensation	\$7,223.48	\$0.00	\$0.00	\$0.00	\$0.00	\$0.00	\$0.00
52111 - Educational Retirement	\$58,214.01	\$421.52	\$0.00	\$0.00	\$568.00	\$0.00	\$0.00
52112 - ERA - Retiree Health	\$8,376.05	\$60.64	\$0.00	\$0.00	\$81.76	\$0.00	\$0.00
52210 - FICA Payments	\$24,545.82	\$167.12	\$0.00	\$0.00	\$216.42	\$0.00	\$0.00
52220 - Medicare Payments	\$5,740.58	\$39.09	\$0.00	\$0.00	\$50.62	\$0.00	\$0.00
52311 - Health and Medical Premiums	\$34,450.59	\$460.20	\$0.00	\$0.00	\$766.92	\$0.00	\$0.00
52312 - Life	\$503.37	\$2.45	\$0.00	\$0.00	\$4.13	\$0.00	\$0.00
52313 - Dental	\$1,589.73	\$25.62	\$0.00	\$0.00	\$42.77	\$0.00	\$0.00
52314 - Vision	\$302.33	\$4.41	\$0.00	\$0.00	\$7.42	\$0.00	\$0.00
52315 - Disability	\$329.50	\$4.27	\$0.00	\$0.00	\$0.00	\$0.00	\$0.00
52500 - Unemployment Compensation	\$419.47	\$0.01	\$0.00	\$0.00	\$0.04	\$0.00	\$0.00
52710 - Workers Compensation Premium	\$19,839.00	\$133.00	\$0.00	\$0.00	\$178.00	\$0.00	\$0.00
52720 - Workers Compensation Employer's Fee	\$79.34	\$0.35	\$0.00	\$0.00	\$0.57	\$0.00	\$0.00
53211 - Diagnosticians - Contracted	\$0.00	\$0.00	\$0.00	\$0.00	\$0.00	\$3,466.88	\$0.00
53214 - Physical/Recreational Therapists - Contracted	\$1,924.16	\$0.00	\$0.00	\$0.00	\$0.00	\$0.00	\$0.00
53215 - Psychologists/Counselors Therapists - Contracted	\$0.00	\$0.00	\$0.00	\$0.00	\$0.00	\$0.00	\$0.00
53216 - Audiologists - Contracted	\$0.00	\$0.00	\$0.00	\$0.00	\$0.00	\$2,273.68	\$0.00
53330 - Professional Development	\$1,830.00	\$0.00	\$0.00	\$0.00	\$0.00	\$0.00	\$0.00
53411 - Auditing	\$8,901.00	\$0.00	\$0.00	\$0.00	\$0.00	\$0.00	\$0.00
53414 - Other Services	\$20,929.29	\$0.00	\$0.00	\$0.00	\$0.00	\$0.00	\$0.00
53711 - Other Charges	\$200.00	\$0.00	\$0.00	\$0.00	\$0.00	\$0.00	\$0.00
53712 - County Tax Collection Costs	\$0.00	\$0.00	\$0.00	\$0.00	\$0.00	\$0.00	\$0.00
53217 - Interpreters	\$5,467.50	\$0.00	\$0.00	\$0.00	\$0.00	\$0.00	\$0.00
54312 - Maintenance & Repair - Buildings And Grounds	\$80.00	\$0.00	\$0.00	\$0.00	\$0.00	\$0.00	\$0.00
54411 - Electricity	\$2,225.32	\$0.00	\$0.00	\$0.00	\$0.00	\$0.00	\$0.00
54412 - Natural Gas (Buildings)	\$48.23	\$0.00	\$0.00	\$0.00	\$0.00	\$0.00	\$0.00
54415 - Water/Sewage	\$846.97	\$0.00	\$0.00	\$0.00	\$0.00	\$0.00	\$0.00
54416 - Communication Services	\$2,297.43	\$0.00	\$0.00	\$0.00	\$0.00	\$0.00	\$0.00
54610 - Rental - Land and Buildings	\$19,126.26	\$0.00	\$0.00	\$0.00	\$0.00	\$0.00	\$0.00
55112 - Transportation Contractors	\$0.00	\$53,555.52	\$0.00	\$0.00	\$0.00	\$0.00	\$0.00
55200 - Property/Liability Insurance	\$9,748.00	\$0.00	\$0.00	\$0.00	\$0.00	\$0.00	\$0.00
55400 - Advertising	\$18.96	\$0.00	\$0.00	\$0.00	\$0.00	\$0.00	\$0.00
55813 - Employee Travel - Non-Teachers	\$534.35	\$0.00	\$0.00	\$0.00	\$0.00	\$0.00	\$0.00
55812 - Board Training	\$625.00	\$0.00	\$0.00	\$0.00	\$0.00	\$0.00	\$0.00
55915 - Other Contract Services	\$15,016.85	\$0.00	\$0.00	\$12,734.87	\$0.00	\$0.00	\$0.00
56111 - Instructional Materials Cash-50% Textbooks	\$0.00	\$0.00	\$5,404.39	\$0.00	\$0.00	\$0.00	\$0.00
56113 - Software	\$13,908.93	\$0.00	\$6,745.56	\$0.00	\$0.00	\$0.00	\$0.00
56118 - General Supplies and Materials	\$9,280.45	\$0.00	\$0.00	\$0.00	\$0.00	\$0.00	\$0.00
57332 - "Supply Assets (\$5,000 or Less)"	\$159.96	\$0.00	\$0.00	\$0.00	\$0.00	\$0.00	\$0.00
58211 - Tax Liability/Penalty	\$5,400.00	\$0.00	\$0.00	\$0.00	\$0.00	\$0.00	\$0.00
58220 - Loss on Investments	\$0.00	\$0.00	\$0.00	\$0.00	\$0.00	\$0.00	\$0.00
Total Expenditure	\$692,924.24	\$57,906.92	\$12,149.95	\$12,734.87	\$6,002.97	\$5,740.56	\$0.00
Total Other Financing Sources (Uses)	\$0.00	\$0.00	\$0.00	\$0.00	\$0.00	\$0.00	\$0.00
Excess (deficiency) of revenues and other financing sources over expenditures and other financing uses	\$15,154.59	\$28,249.08	(\$9,382.51)	(\$4,473.59)	\$19,230.00	\$14,480.96	\$83,640.93
Fund Balance, Beginning of year	\$576,208.52	\$0.00	\$12,452.02	\$1,185.18	(\$20,717.28)	(\$15,770.96)	(\$83,640.93)
Fund Balance, End of year	\$591,363.11	\$28,249.08	\$3,069.51	(\$3,288.41)	(\$1,487.28)	(\$1,290.00)	\$0.00

91100 - Student Fieldtrip Fundrai	91200 - Drama Club	91400 - CEC - ASL Class	Total
\$0.00	\$0.00	\$0.00	\$2,858.39
\$0.00	\$0.00	\$0.00	\$775.00
\$332.00	\$0.00	\$1,580.00	\$1,932.00
\$0.00	\$0.00	\$0.00	\$12,478.37
\$0.00	\$0.00	\$0.00	\$1,543.84
\$0.00	\$0.00	\$0.00	\$704,439.00
\$0.00	\$0.00	\$0.00	\$13,282.11
\$0.00	\$0.00	\$0.00	\$86,156.00
\$0.00	\$0.00	\$0.00	\$18,406.23
\$0.00	\$0.00	\$0.00	\$2,767.44
\$0.00	\$0.00	\$0.00	\$136,581.70
\$0.00	\$0.00	\$0.00	\$3,619.83
\$332.00	\$0.00	\$1,580.00	\$984,839.91
		\$3,255.84	
\$0.00	\$0.00	\$0.00	\$419,861.35
\$0.00	\$0.00	\$340.95	\$7,564.43
\$0.00	\$0.00	\$47.40	\$59,250.93
\$0.00	\$0.00	\$6.81	\$8,525.26
\$0.00	\$0.00	\$21.02	\$24,950.38
\$0.00	\$0.00	\$4.91	\$5,835.20
\$0.00	\$0.00	\$0.00	\$35,677.71
\$0.00	\$0.00	\$0.00	\$509.95
\$0.00	\$0.00	\$0.00	\$1,658.12
\$0.00	\$0.00	\$0.00	\$314.16
\$0.00	\$0.00	\$0.00	\$333.77
\$0.00	\$0.00	\$1.13	\$420.65
\$0.00	\$0.00	\$0.00	\$20,217.00
\$0.00	\$0.00	\$0.24	\$80.50
\$0.00	\$0.00	\$0.00	\$3,466.88
\$0.00	\$0.00	\$0.00	\$16,118.22
\$0.00	\$0.00	\$0.00	\$11,246.03
\$0.00	\$0.00	\$0.00	\$2,273.68
\$0.00	\$0.00	\$0.00	\$7,929.12
\$0.00	\$0.00	\$0.00	\$8,901.00
\$0.00	\$0.00	\$3,467.00	\$24,396.29
\$0.00	\$0.00	\$0.00	\$508.63
\$0.00	\$0.00	\$0.00	\$28.59
\$0.00	\$0.00	\$0.00	\$5,467.50
\$0.00	\$0.00	\$0.00	\$80.00
\$0.00	\$0.00	\$0.00	\$2,225.32
\$0.00	\$0.00	\$0.00	\$48.23
\$0.00	\$0.00	\$0.00	\$846.97
\$0.00	\$0.00	\$0.00	\$2,297.43
\$0.00	\$0.00	\$0.00	\$19,126.26
\$0.00	\$0.00	\$0.00	\$53,555.52
\$0.00	\$0.00	\$0.00	\$9,748.00
\$0.00	\$0.00	\$0.00	\$18.96
\$0.00	\$0.00	\$0.00	\$534.35
\$0.00	\$0.00	\$0.00	\$625.00
\$0.00	\$0.00	\$0.00	\$39,132.11
\$0.00	\$0.00	\$0.00	\$5,404.39
\$0.00	\$0.00	\$0.00	\$20,654.49
\$1,500.00	\$0.00	\$0.00	\$11,075.33
\$0.00	\$0.00	\$0.00	\$721.74
\$0.00	\$0.00	\$0.00	\$5,400.00
\$0.00	\$0.00	\$0.00	\$2,587.16
\$1,500.00	\$0.00	\$3,889.46	\$839,616.61
		\$5,926.76	
\$0.00	\$0.00	\$0.00	\$0.00
(\$1,168.00)	\$0.00	(\$2,309.46)	\$145,223.30
\$3,718.77	\$1,209.00	\$15,959.72	\$886,077.38
\$2,550.77	\$1,209.00	\$13,650.26	\$1,031,300.68

Albuquerque Sign Language Academy

Account Summary Report

Cycle: FY2018; Begin Date: 10/01/2017; End Date: 10/31/2017; Account Type: Revenue; Subtotal Elements: Fund; Filter: [All]; Subtotal By Account Type: No; Include Unposted Transactions: No;

Account Code	Description	Actual (Date Range)	Budget (YTD)	Actual (YTD)	Encumbrance (YTD)	Available (YTD)	% of Budget
11000-0000-41701-0000-517001-0000-0000-0000	Fees Activities	\$0.00	\$0.00	(\$20.00)	\$0.00	\$20.00	0.00
11000-0000-43101-0000-517001-0000-0000-0000	State Equalization Guarantee	(\$176,109.00)	(\$2,113,315.00)	(\$704,439.00)	\$0.00	(\$1,408,876.00)	33.33
11000-0000-46100-0000-517001-0000-0000-0000	Access Board (e-Rate)	\$0.00	\$0.00	(\$3,619.83)	\$0.00	\$3,619.83	0.00
Subtotal of Element: [Fund] 11000 - Operational		(\$176,109.00)	(\$2,113,315.00)	(\$708,078.83)	\$0.00	(\$1,405,236.17)	33.51
13000-0000-43206-0000-517001-0000-0000-0000	Transportation Distribution	(\$21,539.00)	(\$236,931.00)	(\$86,156.00)	\$0.00	(\$150,775.00)	36.36
Subtotal of Element: [Fund] 13000 - Pupil Transportation		(\$21,539.00)	(\$236,931.00)	(\$86,156.00)	\$0.00	(\$150,775.00)	36.36
14000-0000-43211-0000-517001-0000-0000-0000	Instructional Materials – Cash	(\$2,767.44)	(\$2,751.00)	(\$2,767.44)	\$0.00	\$16.44	100.59
Subtotal of Element: [Fund] 14000 - Instructional Materials		(\$2,767.44)	(\$2,751.00)	(\$2,767.44)	\$0.00	\$16.44	100.60
21000-0000-41604-0000-517001-0000-0000-0000	Fees Students/Food Services	(\$52.50)	\$0.00	(\$775.00)	\$0.00	\$775.00	0.00
21000-0000-44500-0000-517001-0000-0000-0000	Restricted Grants - Federal Flow-through	(\$5,426.41)	(\$50,000.00)	(\$7,486.28)	\$0.00	(\$42,513.72)	14.97
Subtotal of Element: [Fund] 21000 - Food Service		(\$5,478.91)	(\$50,000.00)	(\$8,261.28)	\$0.00	(\$41,738.72)	16.52
24101-0000-44500-0000-517001-0000-0000-0000	Restricted Grants - Federal Flow-through	(\$4,515.69)	(\$26,583.00)	(\$25,232.97)	\$0.00	(\$1,350.03)	94.92
Subtotal of Element: [Fund] 24101 - Title I		(\$4,515.69)	(\$26,583.00)	(\$25,232.97)	\$0.00	(\$1,350.03)	94.92
24106-0000-44500-0000-517001-0000-0000-0000	Restricted Grants - Federal Flow-through	(\$4,450.56)	(\$25,682.00)	(\$20,221.52)	\$0.00	(\$5,460.48)	78.73
24106-0000-44504-0000-517001-0000-0000-0000	Projected Carryover	\$0.00	(\$5,085.00)	\$0.00	\$0.00	(\$5,085.00)	0.00
Subtotal of Element: [Fund] 24106 - Entitlement IDEA-B		(\$4,450.56)	(\$30,767.00)	(\$20,221.52)	\$0.00	(\$10,545.48)	65.72
24124-0000-44500-0000-517001-0000-0000-0000	Restricted Grants - Federal Flow-through	\$0.00	(\$168,391.00)	(\$83,640.93)	\$0.00	(\$84,750.07)	49.67
Subtotal of Element: [Fund] 24124 - Title I 1003g Grant		\$0.00	(\$168,391.00)	(\$83,640.93)	\$0.00	(\$84,750.07)	49.67
24154-0000-44500-0000-517001-0000-0000-0000	Restricted Grants - Federal Flow-through	\$0.00	(\$3,967.00)	\$0.00	\$0.00	(\$3,967.00)	0.00
Subtotal of Element: [Fund] 24154 - Title II		\$0.00	(\$3,967.00)	\$0.00	\$0.00	(\$3,967.00)	0.00
25153-0000-44301-0000-517001-0000-0000-0000	Other Restricted Grants - Federal Direct	\$0.00	(\$60,000.00)	\$0.00	\$0.00	(\$60,000.00)	0.00
Subtotal of Element: [Fund] 25153 - Title XIX Medicaid		\$0.00	(\$60,000.00)	\$0.00	\$0.00	(\$60,000.00)	0.00
26218-0000-41922-0000-517001-0000-0000-0000	Instructional Support - Categorical	(\$3,109.17)	(\$36,000.00)	(\$12,478.37)	\$0.00	(\$23,521.63)	34.66
Subtotal of Element: [Fund] 26218 - United Way		(\$3,109.17)	(\$36,000.00)	(\$12,478.37)	\$0.00	(\$23,521.63)	34.66
27107-0000-43204-0000-517001-0000-0000-0000	Prior Year Balances	\$0.00	(\$1,637.00)	\$0.00	\$0.00	(\$1,637.00)	0.00
Subtotal of Element: [Fund] 27107 - 2012 GOBOND Student Library SB-66		\$0.00	(\$1,637.00)	\$0.00	\$0.00	(\$1,637.00)	0.00
27114-0000-43202-0000-517001-0000-0000-0000	State Flow-through Grant	\$0.00	\$0.00	(\$13,282.11)	\$0.00	\$13,282.11	0.00
Subtotal of Element: [Fund] 27114 - NM Reads to Lead		\$0.00	\$0.00	(\$13,282.11)	\$0.00	\$13,282.11	0.00
29102-0000-41923-0000-517001-0000-0000-0000	Administration - Categorical	(\$200.00)	\$0.00	(\$200.00)	\$0.00	\$200.00	0.00
Subtotal of Element: [Fund] 29102 - Private Dir Grants		(\$200.00)	\$0.00	(\$200.00)	\$0.00	\$200.00	0.00
31200-0000-43209-0000-517001-0000-0000-0000	PSCOC Awards	\$0.00	\$0.00	(\$18,406.23)	\$0.00	\$18,406.23	0.00
Subtotal of Element: [Fund] 31200 - Public School Capital Outlay		\$0.00	\$0.00	(\$18,406.23)	\$0.00	\$18,406.23	0.00
31400-0000-43204-0000-517001-0000-0000-0000	Prior Year Balances	\$0.00	(\$207,900.00)	\$0.00	\$0.00	(\$207,900.00)	0.00
Subtotal of Element: [Fund] 31400 - Speical Capital Outlay-State		\$0.00	(\$207,900.00)	\$0.00	\$0.00	(\$207,900.00)	0.00
31600-0000-41110-0000-517001-0000-0000-0000	Ad Valorem Taxes - School District	(\$99.53)	(\$62,775.00)	(\$1,793.80)	\$0.00	(\$60,981.20)	2.85
Subtotal of Element: [Fund] 31600 - Capital Improvements HB-33		(\$99.53)	(\$62,775.00)	(\$1,793.80)	\$0.00	(\$60,981.20)	2.86
31700-0000-43204-0000-517001-0000-0000-0000	Prior Year Balances	\$0.00	(\$8,470.00)	\$0.00	\$0.00	(\$8,470.00)	0.00
Subtotal of Element: [Fund] 31700 - Capital Improvements SB-9		\$0.00	(\$8,470.00)	\$0.00	\$0.00	(\$8,470.00)	0.00
31701-0000-41110-0000-517001-0000-0000-0000	Ad Valorem Taxes - School District	(\$67.01)	(\$30,979.00)	(\$1,064.59)	\$0.00	(\$29,914.41)	3.43
Subtotal of Element: [Fund] 31701 - Capital Improvements SB-9 Local		(\$67.01)	(\$30,979.00)	(\$1,064.59)	\$0.00	(\$29,914.41)	3.44
91000-0000-41923-0000-517001-0000-0000-0000	Administration - Categorical	(\$1,092.80)	\$0.00	(\$1,343.84)	\$0.00	\$1,343.84	0.00
Subtotal of Element: [Fund] 91000 - School Advisory Council		(\$1,092.80)	\$0.00	(\$1,343.84)	\$0.00	\$1,343.84	0.00
91100-0000-41701-0000-517001-0000-0000-0000	Fees Activities	\$0.00	\$0.00	(\$332.00)	\$0.00	\$332.00	0.00
Subtotal of Element: [Fund] 91100 - Student Fieldtrip Fundraisers		\$0.00	\$0.00	(\$332.00)	\$0.00	\$332.00	0.00
91400-0000-41701-0000-517001-0000-0000-0000	Fees Activities	(\$765.00)	\$0.00	(\$1,580.00)	\$0.00	\$1,580.00	0.00
Subtotal of Element: [Fund] 91400 - CEC - ASL Class		(\$765.00)	\$0.00	(\$1,580.00)	\$0.00	\$1,580.00	0.00
Grand Total		(\$220,194.11)	(\$3,040,466.00)	(\$984,839.91)	\$0.00	(\$2,055,626.09)	32.39

Albuquerque Sign Language Academy

Account Summary Report

Cycle: FY2018; Begin Date: 10/01/2017; End Date: 10/31/2017; Account Type: Expenditure; Subtotal Elements: Fund; Filter: [All]; Subtotal By Account Type: No; Include Unposted Transactions: No;

Account Code	Description	Actual (Date Range)	Budget (YTD)	Actual (YTD)	Encumbrance (YTD)	Available (YTD)	% of Budget
11000-1000-51100-0000-517001-1611-0000-0000	Instruction-Salaries Expense	\$113.05	\$15,000.00	\$3,817.96	\$0.00	\$11,182.04	25.45
11000-1000-51100-1010-517001-1411-0000-0000	Instruction-Salaries Expense	\$9,646.10	\$194,401.00	\$38,584.40	\$86,814.85	\$69,001.75	19.84
11000-1000-51100-1010-517001-1413-0000-0000	Instruction-Salaries Expense	\$2,168.68	\$28,193.00	\$8,674.72	\$19,518.23	\$0.05	30.76
11000-1000-51100-1010-517001-1711-0000-0000	Instruction-Salaries Expense	\$12,742.24	\$196,217.00	\$54,901.72	\$95,787.75	\$45,527.53	27.98
11000-1000-51100-2000-517001-1412-0000-0000	Instruction-Salaries Expense	\$32,002.12	\$364,331.00	\$125,889.76	\$288,019.04	(\$49,577.80)	34.55
11000-1000-51300-1010-517001-1411-0000-0000	Instruction-Additional Compensation	\$1,153.86	\$15,000.00	\$4,615.44	\$10,384.56	\$0.00	30.76
11000-1000-51300-1010-517001-1711-0000-0000	Instruction-Additional Compensation	\$0.00	\$5,000.00	\$0.00	\$0.00	\$5,000.00	0.00
11000-1000-51300-1020-517001-1711-0000-0000	Instruction-Additional Compensation	\$32.16	\$5,000.00	\$226.71	\$465.69	\$4,307.60	4.53
11000-1000-51300-2000-517001-1412-0000-0000	Instruction-Additional Compensation	\$549.28	\$0.00	\$2,197.12	\$4,943.58	(\$7,140.70)	0.00
11000-1000-52111-0000-517001-0000-0000-0000	Instruction-Educational Retirement	\$8,106.04	\$113,897.00	\$33,046.83	\$70,323.31	\$10,526.86	29.01
11000-1000-52112-0000-517001-0000-0000-0000	Instruction-ERA - Retiree Health	\$1,166.34	\$16,398.00	\$4,754.94	\$10,118.86	\$1,524.20	28.99
11000-1000-52210-0000-517001-0000-0000-0000	Instruction-FICA Payments	\$3,395.80	\$50,812.00	\$14,028.43	\$29,422.36	\$7,361.21	27.60
11000-1000-52220-0000-517001-0000-0000-0000	Instruction-Medicare Payments	\$794.20	\$11,901.00	\$3,280.85	\$6,880.94	\$1,739.21	27.56
11000-1000-52311-0000-517001-0000-0000-0000	Instruction-Health and Medical Premiums	\$5,204.56	\$73,760.00	\$17,872.03	\$42,051.27	\$13,836.70	24.22
11000-1000-52312-0000-517001-0000-0000-0000	Instruction-Life	\$84.60	\$1,689.00	\$296.10	\$744.95	\$647.95	17.53
11000-1000-52313-0000-517001-0000-0000-0000	Instruction-Dental	\$236.96	\$4,028.00	\$834.48	\$2,257.07	\$936.45	20.71
11000-1000-52314-0000-517001-0000-0000-0000	Instruction-Vision	\$49.27	\$763.00	\$172.44	\$466.29	\$124.27	22.60
11000-1000-52315-0000-517001-0000-0000-0000	Instruction-Disability	\$23.92	\$341.00	\$83.72	\$227.24	\$30.04	24.55
11000-1000-52500-0000-517001-0000-0000-0000	Instruction-Unemployment Compensation	\$53.99	\$2,124.00	\$278.11	\$1,182.98	\$662.91	13.09
11000-1000-52710-0000-517001-0000-0000-0000	Instruction-Workers Compensation Premium	\$0.00	\$12,465.00	\$10,972.00	\$0.00	\$1,493.00	88.02
11000-1000-52720-0000-517001-0000-0000-0000	Instruction-Workers Compensation Employer's Fee	\$0.00	\$259.00	\$50.50	\$137.94	\$70.56	19.49
11000-1000-53330-1010-517001-0000-0000-0000	Instruction-Professional Development	\$0.00	\$1,067.00	\$1,380.00	\$0.00	(\$313.00)	129.33
11000-1000-53711-9000-517001-0000-0000-0000	Instruction-Other Charges	\$0.00	\$225.00	\$200.00	\$0.00	\$25.00	88.88
11000-1000-55915-1010-517001-0000-0000-0000	Instruction-Other Contract Services	\$2,028.88	\$5,950.00	\$5,106.21	\$11,320.00	(\$10,476.21)	85.81
11000-1000-55915-9000-517001-0000-0000-0000	Instruction-Other Contract Services	\$0.00	\$18,150.00	\$100.00	\$0.00	\$18,050.00	0.55
11000-1000-56118-1010-517001-0000-0000-0000	Instruction-General Supplies and Materials	\$260.05	\$10,705.00	\$2,171.34	\$2,133.09	\$6,400.57	20.28
11000-1000-56118-1020-517001-0000-0000-0000	Instruction-General Supplies and Materials	\$34.07	\$3,840.00	\$1,771.03	\$228.94	\$1,840.03	46.12
11000-1000-56118-9000-517001-0000-0000-0000	Instruction-General Supplies and Materials	\$0.00	\$300.00	\$0.00	\$188.90	\$111.10	0.00
11000-1000-57331-1010-517001-0000-0000-0000	Instruction-"Fixed Assets (More Than \$5,000)"	\$0.00	\$171,346.00	\$0.00	\$0.00	\$171,346.00	0.00
11000-1000-57332-1010-517001-0000-0000-0000	Instruction-"Supply Assets (\$5,000 or Less)"	\$0.00	\$15,000.00	\$0.00	\$0.00	\$15,000.00	0.00
11000-1000-57332-1020-517001-0000-0000-0000	Instruction-"Supply Assets (\$5,000 or Less)"	\$0.00	\$0.00	\$0.00	\$234.30	(\$234.30)	0.00
11000-2100-51100-0000-517001-1211-0000-0000	Support Services-Students-Salaries Expense	\$2,463.53	\$6,480.00	\$5,192.87	\$36,155.53	(\$34,868.40)	80.13
11000-2100-51100-0000-517001-1214-0000-0000	Support Services-Students-Salaries Expense	\$7,484.89	\$117,502.00	\$34,600.81	\$53,380.39	\$29,520.80	29.44
11000-2100-51100-0000-517001-1216-0000-0000	Support Services-Students-Salaries Expense	\$1,781.70	\$23,162.00	\$7,126.80	\$0.00	\$16,035.20	30.76
11000-2100-51100-2000-517001-1312-0000-0000	Support Services-Students-Salaries Expense	\$9,246.46	\$120,204.00	\$36,985.84	\$83,218.16	\$0.00	30.76
11000-2100-51100-2000-517001-1313-0000-0000	Support Services-Students-Salaries Expense	\$6,266.00	\$81,457.00	\$25,064.00	\$56,394.00	(\$1.00)	30.76
11000-2100-52111-0000-517001-0000-0000-0000	Support Services-Students-Educational Retirement	\$3,786.74	\$48,489.00	\$15,146.96	\$31,851.76	\$1,490.28	31.23
11000-2100-52112-0000-517001-0000-0000-0000	Support Services-Students-ERA - Retiree Health	\$544.84	\$6,980.00	\$2,179.36	\$4,583.28	\$217.36	31.22
11000-2100-52210-0000-517001-0000-0000-0000	Support Services-Students-FICA Payments	\$1,557.34	\$21,630.00	\$6,295.53	\$12,973.92	\$2,360.55	29.10
11000-2100-52220-0000-517001-0000-0000-0000	Support Services-Students-Medicare Payments	\$364.22	\$5,060.00	\$1,472.38	\$3,034.14	\$553.48	29.09
11000-2100-52311-0000-517001-0000-0000-0000	Support Services-Students-Health and Medical Premiums	\$3,050.66	\$42,106.00	\$10,691.47	\$28,680.39	\$2,734.14	25.39
11000-2100-52312-0000-517001-0000-0000-0000	Support Services-Students-Life	\$32.80	\$394.00	\$114.80	\$264.65	\$14.55	29.13
11000-2100-52313-0000-517001-0000-0000-0000	Support Services-Students-Dental	\$111.56	\$1,701.00	\$398.63	\$1,037.82	\$264.55	23.43
11000-2100-52314-0000-517001-0000-0000-0000	Support Services-Students-Vision	\$11.88	\$295.00	\$43.46	\$109.04	\$142.50	14.73
11000-2100-52315-0000-517001-0000-0000-0000	Support Services-Students-Disability	\$38.71	\$337.00	\$192.23	\$362.40	(\$217.63)	57.04
11000-2100-52500-0000-517001-0000-0000-0000	Support Services-Students-Unemployment Compensation	\$20.16	\$553.00	\$106.67	\$453.43	(\$7.10)	19.28
11000-2100-52710-0000-517001-0000-0000-0000	Support Services-Students-Workers Compensation Premium	\$0.00	\$5,306.00	\$4,731.00	\$0.00	\$575.00	89.16
11000-2100-52720-0000-517001-0000-0000-0000	Support Services-Students-Workers Compensation Employer's Fee	\$0.00	\$67.00	\$16.04	\$41.22	\$9.74	23.94
11000-2100-53214-2000-517001-0000-0000-0000	Support Services-Students-Physical/Recreational Therapists - Contracted	\$1,924.16	\$0.00	\$1,924.16	\$22,707.78	(\$24,631.94)	0.00
11000-2100-53216-2000-517001-0000-0000-0000	Support Services-Students-Audiologists - Contracted	\$0.00	\$20,000.00	\$0.00	\$0.00	\$20,000.00	0.00
11000-2100-53217-2000-517001-0000-0000-0000	Support Services-Students-Interpreters	\$1,485.00	\$30,000.00	\$5,467.50	\$22,432.50	\$2,100.00	18.22
11000-2100-53330-0000-517001-0000-0000-0000	Support Services-Students-Professional Development	\$0.00	\$2,000.00	\$450.00	\$0.00	\$1,550.00	22.50
11000-2100-55915-0000-517001-0000-0000-0000	Support Services-Students-Other Contract Services	\$1,241.63	\$18,000.00	\$4,550.47	\$11,574.53	\$1,875.00	25.28
11000-2100-56118-0000-517001-0000-0000-0000	Support Services-Students-General Supplies and Materials	\$0.00	\$7,500.00	\$49.75	\$0.00	\$7,450.25	0.66
11000-2100-56118-2000-517001-0000-0000-0000	Support Services-Students-General Supplies and Materials	\$0.00	\$0.00	\$374.18	\$1,259.38	(\$1,633.56)	0.00
11000-2200-55915-0000-517001-0000-0000-0000	Support Services-Instruction-Other Contract Services	\$0.00	\$1,525.00	\$0.00	\$0.00	\$1,525.00	0.00
11000-2200-56118-0000-517001-0000-0000-0000	Support Services-Instruction-General Supplies and Materials	\$0.00	\$3,059.00	\$2,775.73	\$1,640.38	(\$1,357.11)	90.73
11000-2300-51100-0000-517001-1111-0000-0000	Support Services-General Administration-Salaries Expense	\$7,248.30	\$94,228.00	\$28,993.20	\$65,234.80	\$0.00	30.76
11000-2300-52111-0000-517001-0000-0000-0000	Support Services-General Administration-Educational Retirement	\$1,007.52	\$13,098.00	\$4,030.08	\$9,067.61	\$0.31	30.76
11000-2300-52112-0000-517001-0000-0000-0000	Support Services-General Administration-ERA - Retiree Health	\$144.96	\$1,885.00	\$579.84	\$1,304.81	\$0.35	30.76
11000-2300-52210-0000-517001-0000-0000-0000	Support Services-General Administration-FICA Payments	\$449.04	\$5,843.00	\$1,796.34	\$4,041.27	\$5.39	30.74

11000-2300-52220-0000-517001-0000-0000-0000	Support Services-General Administration-Medicare Payments	\$105.02	\$1,367.00	\$420.12	\$945.11	\$1.77	30.73
11000-2300-52312-0000-517001-0000-0000-0000	Support Services-General Administration-Life	\$4.70	\$57.00	\$16.45	\$44.65	(\$4.10)	28.85
11000-2300-52314-0000-517001-0000-0000-0000	Support Services-General Administration-Vision	\$8.48	\$102.00	\$29.68	\$80.56	(\$8.24)	29.09
11000-2300-52315-0000-517001-0000-0000-0000	Support Services-General Administration-Disability	\$15.30	\$193.00	\$53.55	\$145.35	(\$5.90)	27.74
11000-2300-52500-0000-517001-0000-0000-0000	Support Services-General Administration-Unemployment Compensation	\$0.00	\$80.00	\$0.00	\$79.53	\$0.47	0.00
11000-2300-52710-0000-517001-0000-0000-0000	Support Services-General Administration-Workers Compensation Premium	\$0.00	\$1,433.00	\$1,258.00	\$0.00	\$175.00	87.78
11000-2300-52720-0000-517001-0000-0000-0000	Support Services-General Administration-Workers Compensation Employer's Fee	\$0.00	\$10.00	\$2.30	\$6.90	\$0.80	23.00
11000-2300-53330-0000-517001-0000-0000-0000	Support Services-General Administration-Professional Development	\$0.00	\$0.00	\$0.00	\$540.00	(\$540.00)	0.00
11000-2300-53411-0000-517001-0000-0000-0000	Support Services-General Administration-Auditing	\$0.00	\$12,878.00	\$8,901.00	\$4,059.00	(\$82.00)	69.11
11000-2300-53413-0000-517001-0000-0000-0000	Support Services-General Administration-Legal	\$0.00	\$10,000.00	\$0.00	\$0.00	\$10,000.00	0.00
11000-2300-53711-0000-517001-0000-0000-0000	Support Services-General Administration-Other Charges	\$0.00	\$750.00	\$0.00	\$0.00	\$750.00	0.00
11000-2300-55812-0000-517001-0000-0000-0000	Support Services-General Administration-Board Training	\$0.00	\$1,875.00	\$625.00	\$0.00	\$1,250.00	33.33
11000-2300-55813-0000-517001-0000-0000-0000	Support Services-General Administration-Employee Travel - Non-Teachers	\$0.00	\$1,000.00	\$423.80	\$0.00	\$576.20	42.38
11000-2300-55915-0000-517001-0000-0000-0000	Support Services-General Administration-Other Contract Services	\$902.61	\$10,831.00	\$2,707.83	\$7,292.17	\$831.00	25.00
11000-2300-56118-0000-517001-0000-0000-0000	Support Services-General Administration-General Supplies and Materials	\$0.00	\$5,000.00	\$0.00	\$0.00	\$5,000.00	0.00
11000-2400-51100-0000-517001-1112-0000-0000	Support Services-School Administration-Salaries Expense	\$5,072.54	\$64,161.00	\$20,290.16	\$45,652.94	(\$1,782.10)	31.62
11000-2400-51100-0000-517001-1217-0000-0000	Support Services-School Administration-Salaries Expense	\$4,116.13	\$70,429.00	\$20,276.60	\$47,979.62	\$2,172.78	28.79
11000-2400-51300-0000-517001-1112-0000-0000	Support Services-School Administration-Additional Compensation	\$184.21	\$0.00	\$184.21	\$0.00	(\$184.21)	0.00
11000-2400-52111-0000-517001-0000-0000-0000	Support Services-School Administration-Educational Retirement	\$1,302.82	\$18,958.00	\$5,664.39	\$13,094.71	\$198.90	29.87
11000-2400-52112-0000-517001-0000-0000-0000	Support Services-School Administration-ERA - Retiree Health	\$187.46	\$2,729.00	\$815.05	\$1,884.02	\$29.93	29.86
11000-2400-52210-0000-517001-0000-0000-0000	Support Services-School Administration-FICA Payments	\$511.20	\$8,457.00	\$2,280.22	\$5,101.47	\$1,075.31	26.96
11000-2400-52220-0000-517001-0000-0000-0000	Support Services-School Administration-Medicare Payments	\$119.54	\$1,980.00	\$533.26	\$1,192.86	\$253.88	26.93
11000-2400-52311-0000-517001-0000-0000-0000	Support Services-School Administration-Health and Medical Premiums	\$1,651.91	\$20,774.00	\$5,887.09	\$15,668.21	(\$781.30)	28.33
11000-2400-52312-0000-517001-0000-0000-0000	Support Services-School Administration-Life	\$17.02	\$211.00	\$59.57	\$155.53	(\$4.10)	28.23
11000-2400-52313-0000-517001-0000-0000-0000	Support Services-School Administration-Dental	\$97.02	\$1,246.00	\$356.62	\$948.95	(\$59.57)	28.62
11000-2400-52314-0000-517001-0000-0000-0000	Support Services-School Administration-Vision	\$15.65	\$197.00	\$56.75	\$148.53	(\$8.28)	28.80
11000-2400-52500-0000-517001-0000-0000-0000	Support Services-School Administration-Unemployment Compensation	\$3.55	\$296.00	\$26.95	\$193.19	\$75.86	9.10
11000-2400-52710-0000-517001-0000-0000-0000	Support Services-School Administration-Workers Compensation Premium	\$0.00	\$2,076.00	\$1,821.00	\$0.00	\$255.00	87.71
11000-2400-52720-0000-517001-0000-0000-0000	Support Services-School Administration-Workers Compensation Employer's Fee	\$0.00	\$37.00	\$8.20	\$24.96	\$3.84	22.16
11000-2400-53711-0000-517001-0000-0000-0000	Support Services-School Administration-Other Charges	\$0.00	\$640.00	\$0.00	\$660.00	(\$20.00)	0.00
11000-2400-55813-0000-517001-0000-0000-0000	Support Services-School Administration-Employee Travel - Non-Teachers	\$0.00	\$1,000.00	\$110.55	\$0.00	\$889.45	11.05
11000-2400-55915-0000-517001-0000-0000-0000	Support Services-School Administration-Other Contract Services	\$358.27	\$3,600.00	\$1,074.81	\$2,543.69	(\$18.50)	29.85
11000-2400-56113-0000-517001-0000-0000-0000	Support Services-School Administration-Software	\$0.00	\$900.00	\$878.74	\$0.00	\$21.26	97.63
11000-2400-56118-0000-517001-0000-0000-0000	Support Services-School Administration-General Supplies and Materials	\$0.00	\$2,500.00	\$121.02	\$155.25	\$2,223.73	4.84
11000-2400-57331-0000-517001-0000-0000-0000	Support Services-School Administration-"Fixed Assets (More Than \$5,000)"	\$0.00	\$137,246.00	\$0.00	\$0.00	\$137,246.00	0.00
11000-2500-51100-0000-517001-1115-0000-0000	Central Services-Salaries Expense	\$0.00	\$70,700.00	\$0.00	\$0.00	\$70,700.00	0.00
11000-2500-52111-0000-517001-0000-0000-0000	Central Services-Educational Retirement	\$0.00	\$9,828.00	\$0.00	\$0.00	\$9,828.00	0.00
11000-2500-52112-0000-517001-0000-0000-0000	Central Services-ERA - Retiree Health	\$0.00	\$1,414.00	\$0.00	\$0.00	\$1,414.00	0.00
11000-2500-52210-0000-517001-0000-0000-0000	Central Services-FICA Payments	\$0.00	\$4,384.00	\$0.00	\$0.00	\$4,384.00	0.00
11000-2500-52220-0000-517001-0000-0000-0000	Central Services-Medicare Payments	\$0.00	\$1,026.00	\$0.00	\$0.00	\$1,026.00	0.00
11000-2500-52312-0000-517001-0000-0000-0000	Central Services-Life	\$0.00	\$57.00	\$0.00	\$0.00	\$57.00	0.00
11000-2500-52313-0000-517001-0000-0000-0000	Central Services-Dental	\$0.00	\$587.00	\$0.00	\$0.00	\$587.00	0.00
11000-2500-52500-0000-517001-0000-0000-0000	Central Services-Unemployment Compensation	\$0.00	\$80.00	\$0.00	\$0.00	\$80.00	0.00
11000-2500-52710-0000-517001-0000-0000-0000	Central Services-Workers Compensation Premium	\$0.00	\$1,075.00	\$944.00	\$0.00	\$131.00	87.81
11000-2500-52720-0000-517001-0000-0000-0000	Central Services-Workers Compensation Employer's Fee	\$0.00	\$10.00	\$0.00	\$0.00	\$10.00	0.00
11000-2500-53330-0000-517001-0000-0000-0000	Central Services-Professional Development	\$0.00	\$800.00	\$0.00	\$0.00	\$800.00	0.00
11000-2500-53414-0000-517001-0000-0000-0000	Central Services-Other Services	\$1,259.23	\$20,720.00	\$20,929.29	\$55,685.10	(\$55,894.39)	101.01
11000-2500-53711-0000-517001-0000-0000-0000	Central Services-Other Charges	\$0.00	\$350.00	\$0.00	\$414.50	(\$64.50)	0.00
11000-2500-55400-0000-517001-0000-0000-0000	Central Services-Advertising	\$0.00	\$150.00	\$18.96	\$0.00	\$131.04	12.64
11000-2500-55813-0000-517001-0000-0000-0000	Central Services-Employee Travel - Non-Teachers	\$0.00	\$500.00	\$0.00	\$0.00	\$500.00	0.00
11000-2500-55915-0000-517001-0000-0000-0000	Central Services-Other Contract Services	\$106.43	\$2,105.00	\$425.53	\$774.47	\$905.00	20.21
11000-2500-56113-0000-517001-0000-0000-0000	Central Services-Software	\$258.00	\$17,227.00	\$13,030.19	\$6,808.00	(\$2,611.19)	75.63
11000-2500-56118-0000-517001-0000-0000-0000	Central Services-General Supplies and Materials	\$0.00	\$2,500.00	\$519.40	\$0.00	\$1,980.60	20.77
11000-2500-57332-0000-517001-0000-0000-0000	Central Services-"Supply Assets (\$5,000 or Less)"	\$0.00	\$0.00	\$159.96	\$375.00	(\$534.96)	0.00
11000-2600-51100-0000-517001-1615-0000-0000	Operation & Maintenance of Plant-Salaries Expense	\$354.40	\$8,413.00	\$2,343.47	\$5,437.67	\$631.86	27.85
11000-2600-52111-0000-517001-0000-0000-0000	Operation & Maintenance of Plant-Educational Retirement	\$49.26	\$1,170.00	\$325.75	\$788.20	\$56.05	27.84
11000-2600-52112-0000-517001-0000-0000-0000	Operation & Maintenance of Plant-ERA - Retiree Health	\$7.09	\$169.00	\$46.86	\$113.37	\$8.77	27.72
11000-2600-52210-0000-517001-0000-0000-0000	Operation & Maintenance of Plant-FICA Payments	\$21.97	\$522.00	\$145.30	\$351.58	\$25.12	27.83
11000-2600-52220-0000-517001-0000-0000-0000	Operation & Maintenance of Plant-Medicare Payments	\$5.14	\$122.00	\$33.97	\$82.22	\$5.81	27.84
11000-2600-52312-0000-517001-0000-0000-0000	Operation & Maintenance of Plant-Life	\$4.70	\$57.00	\$16.45	\$44.65	(\$4.10)	28.85
11000-2600-52500-0000-517001-0000-0000-0000	Operation & Maintenance of Plant-Unemployment Compensation	\$1.17	\$80.00	\$7.74	\$18.78	\$53.48	9.67
11000-2600-52710-0000-517001-0000-0000-0000	Operation & Maintenance of Plant-Workers Compensation Premium	\$0.00	\$128.00	\$113.00	\$0.00	\$15.00	88.28
11000-2600-52720-0000-517001-0000-0000-0000	Operation & Maintenance of Plant-Workers Compensation Employer's Fee	\$0.00	\$10.00	\$2.30	\$6.90	\$0.80	23.00
11000-2600-54312-0000-517001-0000-0000-0000	Operation & Maintenance of Plant-Maintenance & Repair - Buildings And Grounds	\$0.00	\$0.00	\$80.00	\$0.00	(\$80.00)	0.00
11000-2600-54411-0000-517001-0000-0000-0000	Operation & Maintenance of Plant-Electricity	\$0.00	\$13,000.00	\$2,225.32	\$10,774.68	\$0.00	17.11
11000-2600-54412-0000-517001-0000-0000-0000	Operation & Maintenance of Plant-Natural Gas (Buildings)	\$0.00	\$1,200.00	\$48.23	\$1,151.77	\$0.00	4.01

11000-2600-54415-0000-517001-0000-0000-0000	Operation & Maintenance of Plant-Water/Sewage	\$0.00	\$5,000.00	\$846.97	\$4,830.55	(\$677.52)	16.93
11000-2600-54416-0000-517001-0000-0000-0000	Operation & Maintenance of Plant-Communication Services	\$605.79	\$8,515.00	\$2,297.43	\$5,946.65	\$270.92	26.98
11000-2600-54610-0000-517001-0000-0000-0000	Operation & Maintenance of Plant-Rental - Land and Buildings	\$0.00	\$75,065.00	\$19,126.26	\$55,938.78	(\$0.04)	25.47
11000-2600-55200-0000-517001-0000-0000-0000	Operation & Maintenance of Plant-Property/Liability Insurance	\$0.00	\$8,946.00	\$9,748.00	\$0.00	(\$802.00)	108.96
11000-2600-55915-0000-517001-0000-0000-0000	Operation & Maintenance of Plant-Other Contract Services	\$0.00	\$2,168.00	\$1,052.00	\$381.00	\$735.00	48.52
11000-2600-56118-0000-517001-0000-0000-0000	Operation & Maintenance of Plant-General Supplies and Materials	\$379.40	\$5,500.00	\$1,498.00	\$272.18	\$3,729.82	27.23
11000-2700-51100-0000-517001-1113-0000-0000	Student Transportation-Salaries Expense	\$0.00	\$9,856.00	\$0.00	\$0.00	\$9,856.00	0.00
11000-2700-52111-0000-517001-0000-0000-0000	Student Transportation-Educational Retirement	\$0.00	\$1,371.00	\$0.00	\$0.00	\$1,371.00	0.00
11000-2700-52112-0000-517001-0000-0000-0000	Student Transportation-ERA - Retiree Health	\$0.00	\$199.00	\$0.00	\$0.00	\$199.00	0.00
11000-2700-52210-0000-517001-0000-0000-0000	Student Transportation-FICA Payments	\$0.00	\$612.00	\$0.00	\$0.00	\$612.00	0.00
11000-2700-52220-0000-517001-0000-0000-0000	Student Transportation-Medicare Payments	\$0.00	\$144.00	\$0.00	\$0.00	\$144.00	0.00
11000-2700-52311-0000-517001-0000-0000-0000	Student Transportation-Health and Medical Premiums	\$0.00	\$1,601.00	\$0.00	\$0.00	\$1,601.00	0.00
11000-2700-52312-0000-517001-0000-0000-0000	Student Transportation-Life	\$0.00	\$9.00	\$0.00	\$0.00	\$9.00	0.00
11000-2700-52313-0000-517001-0000-0000-0000	Student Transportation-Dental	\$0.00	\$88.00	\$0.00	\$0.00	\$88.00	0.00
11000-2700-52314-0000-517001-0000-0000-0000	Student Transportation-Vision	\$0.00	\$15.00	\$0.00	\$0.00	\$15.00	0.00
11000-2700-52500-0000-517001-0000-0000-0000	Student Transportation-Unemployment Compensation	\$0.00	\$26.00	\$0.00	\$0.00	\$26.00	0.00
11000-2700-52710-0000-517001-0000-0000-0000	Student Transportation-Workers Compensation Premium	\$0.00	\$151.00	\$0.00	\$0.00	\$151.00	0.00
11000-2700-52720-0000-517001-0000-0000-0000	Student Transportation-Workers Compensation Employer's Fee	\$0.00	\$2.00	\$0.00	\$0.00	\$2.00	0.00
11000-2700-55112-0000-517001-0000-0000-0000	Student Transportation-Transportation Contractors	\$0.00	\$11,835.00	\$0.00	\$0.00	\$11,835.00	0.00
11000-2900-58211-0000-517001-0000-0000-0000	Other Support Services-Tax Liability/Penalty	\$5,400.00	\$0.00	\$5,400.00	\$0.00	(\$5,400.00)	0.00
Subtotal of Element: [Fund] 11000 - Operational		\$153,234.28	\$2,689,523.00	\$692,924.24	\$1,434,448.58	\$562,150.18	25.76
13000-2700-51100-0000-517001-1113-0000-0000	Student Transportation-Salaries Expense	\$758.18	\$0.00	\$3,032.72	\$6,823.68	(\$9,856.40)	0.00
13000-2700-52111-0000-517001-0000-0000-0000	Student Transportation-Educational Retirement	\$105.38	\$0.00	\$421.52	\$948.56	(\$1,370.08)	0.00
13000-2700-52112-0000-517001-0000-0000-0000	Student Transportation-ERA - Retiree Health	\$15.16	\$0.00	\$60.64	\$136.43	(\$197.07)	0.00
13000-2700-52210-0000-517001-0000-0000-0000	Student Transportation-FICA Payments	\$40.94	\$0.00	\$167.12	\$368.44	(\$535.56)	0.00
13000-2700-52220-0000-517001-0000-0000-0000	Student Transportation-Medicare Payments	\$9.58	\$0.00	\$39.09	\$86.22	(\$125.31)	0.00
13000-2700-52311-0000-517001-0000-0000-0000	Student Transportation-Health and Medical Premiums	\$133.68	\$0.00	\$460.20	\$1,203.12	(\$1,663.32)	0.00
13000-2700-52312-0000-517001-0000-0000-0000	Student Transportation-Life	\$0.70	\$0.00	\$2.45	\$6.30	(\$8.75)	0.00
13000-2700-52313-0000-517001-0000-0000-0000	Student Transportation-Dental	\$7.32	\$0.00	\$25.62	\$65.88	(\$91.50)	0.00
13000-2700-52314-0000-517001-0000-0000-0000	Student Transportation-Vision	\$1.26	\$0.00	\$4.41	\$11.34	(\$15.75)	0.00
13000-2700-52315-0000-517001-0000-0000-0000	Student Transportation-Disability	\$1.22	\$0.00	\$4.27	\$10.98	(\$15.25)	0.00
13000-2700-52500-0000-517001-0000-0000-0000	Student Transportation-Unemployment Compensation	\$0.00	\$0.00	\$0.01	\$11.93	(\$11.94)	0.00
13000-2700-52710-0000-517001-0000-0000-0000	Student Transportation-Workers Compensation Premium	\$0.00	\$0.00	\$133.00	\$0.00	(\$133.00)	0.00
13000-2700-52720-0000-517001-0000-0000-0000	Student Transportation-Workers Compensation Employer's Fee	\$0.00	\$0.00	\$0.35	\$1.02	(\$1.37)	0.00
13000-2700-55112-0000-517001-0000-0000-0000	Student Transportation-Transportation Contractors	\$14,466.96	\$236,181.00	\$53,555.52	\$163,959.48	\$18,666.00	22.67
13000-2700-55200-0000-517001-0000-0000-0000	Student Transportation-Property/Liability Insurance	\$0.00	\$750.00	\$0.00	\$0.00	\$750.00	0.00
Subtotal of Element: [Fund] 13000 - Pupil Transportation		\$15,540.38	\$236,931.00	\$57,906.92	\$173,633.38	\$5,390.70	24.44
14000-1000-56111-1010-517001-0000-0000-0000	Instruction-Instructional Materials Cash-50% Textbooks	\$619.74	\$6,761.00	\$5,404.39	\$11.66	\$1,344.95	79.93
14000-1000-56113-1010-517001-0000-0000-0000	Instruction-Software	\$0.00	\$8,442.00	\$6,745.56	\$44.16	\$1,652.28	79.90
Subtotal of Element: [Fund] 14000 - Instructional Materials		\$619.74	\$15,203.00	\$12,149.95	\$55.82	\$2,997.23	79.92
21000-3100-53711-0000-517001-0000-0000-0000	Food Services Operations-Other Charges	\$0.00	\$120.00	\$0.00	\$120.00	\$0.00	0.00
21000-3100-55915-0000-517001-0000-0000-0000	Food Services Operations-Other Contract Services	\$12,734.87	\$49,000.00	\$12,734.87	\$36,265.13	\$0.00	25.98
21000-3100-56118-0000-517001-0000-0000-0000	Food Services Operations-General Supplies and Materials	\$0.00	\$880.00	\$0.00	\$50.00	\$830.00	0.00
21000-3100-57332-0000-517001-0000-0000-0000	Food Services Operations-"Supply Assets (\$5,000 or Less)"	\$0.00	\$1,185.00	\$0.00	\$0.00	\$1,185.00	0.00
Subtotal of Element: [Fund] 21000 - Food Service		\$12,734.87	\$51,185.00	\$12,734.87	\$36,435.13	\$2,015.00	24.88
24101-2100-55915-0000-517001-0000-0000-0000	Support Services-Students-Other Contract Services	\$0.00	\$5,000.00	\$0.00	\$0.00	\$5,000.00	0.00
24101-2100-56118-0000-517001-0000-0000-0000	Support Services-Students-General Supplies and Materials	\$0.00	\$2,093.00	\$0.00	\$0.00	\$2,093.00	0.00
24101-2400-51100-0000-517001-1217-0000-0000	Support Services-School Administration-Salaries Expense	\$1,021.58	\$13,280.00	\$4,086.32	\$9,194.18	(\$0.50)	30.77
24101-2400-52111-0000-517001-0000-0000-0000	Support Services-School Administration-Educational Retirement	\$142.00	\$1,846.00	\$568.00	\$1,277.99	\$0.01	30.76
24101-2400-52112-0000-517001-0000-0000-0000	Support Services-School Administration-ERA - Retiree Health	\$20.44	\$266.00	\$81.76	\$183.96	\$0.28	30.73
24101-2400-52210-0000-517001-0000-0000-0000	Support Services-School Administration-FICA Payments	\$52.64	\$824.00	\$216.42	\$473.76	\$133.82	26.26
24101-2400-52220-0000-517001-0000-0000-0000	Support Services-School Administration-Medicare Payments	\$12.32	\$193.00	\$50.62	\$110.88	\$31.50	26.22
24101-2400-52311-0000-517001-0000-0000-0000	Support Services-School Administration-Health and Medical Premiums	\$222.78	\$2,669.00	\$766.92	\$2,005.02	(\$102.94)	28.73
24101-2400-52312-0000-517001-0000-0000-0000	Support Services-School Administration-Life	\$1.18	\$15.00	\$4.13	\$10.62	\$0.25	27.53
24101-2400-52313-0000-517001-0000-0000-0000	Support Services-School Administration-Dental	\$12.22	\$147.00	\$42.77	\$109.98	(\$5.75)	29.09
24101-2400-52314-0000-517001-0000-0000-0000	Support Services-School Administration-Vision	\$2.12	\$25.00	\$7.42	\$19.08	(\$1.50)	29.68
24101-2400-52500-0000-517001-0000-0000-0000	Support Services-School Administration-Unemployment Compensation	\$0.00	\$20.00	\$0.04	\$19.88	\$0.08	0.20
24101-2400-52710-0000-517001-0000-0000-0000	Support Services-School Administration-Workers Compensation Premium	\$0.00	\$202.00	\$178.00	\$0.00	\$24.00	88.11
24101-2400-52720-0000-517001-0000-0000-0000	Support Services-School Administration-Workers Compensation Employer's Fee	\$0.00	\$3.00	\$0.57	\$1.74	\$0.69	19.00
Subtotal of Element: [Fund] 24101 - Title I		\$1,487.28	\$26,583.00	\$6,002.97	\$13,407.09	\$7,172.94	22.58
24106-2100-53211-2000-517001-0000-0000-0000	Support Services-Students-Diagnosticians - Contracted	\$1,290.00	\$16,222.00	\$3,466.88	\$8,275.00	\$4,480.12	21.37
24106-2100-53216-2000-517001-0000-0000-0000	Support Services-Students-Audiologists - Contracted	\$0.00	\$7,074.00	\$2,273.68	\$14,509.30	(\$9,708.98)	32.14
24106-2100-53414-0000-517001-0000-0000-0000	Support Services-Students-Other Services	\$0.00	\$7,471.00	\$0.00	\$0.00	\$7,471.00	0.00
Subtotal of Element: [Fund] 24106 - Entitlement IDEA-B		\$1,290.00	\$30,767.00	\$5,740.56	\$22,784.30	\$2,242.14	18.66
24124-1000-57332-1010-517001-0000-0000-0000	Instruction-"Supply Assets (\$5,000 or Less)"	\$0.00	\$135,681.00	\$0.00	\$0.00	\$135,681.00	0.00
24124-2300-53330-0000-517001-0000-0000-0000	Support Services-General Administration-Professional Development	\$0.00	\$16,125.00	\$0.00	\$0.00	\$16,125.00	0.00

24124-2300-55915-0000-517001-0000-0000-0000	Support Services-General Administration-Other Contract Services	\$0.00	\$16,125.00	\$0.00	\$0.00	\$16,125.00	0.00
24124-2500-53414-0000-517001-0000-0000-0000	Central Services-Other Services	\$0.00	\$85.00	\$0.00	\$0.00	\$85.00	0.00
24124-2500-57332-0000-517001-0000-0000-0000	Central Services-"Supply Assets (\$5,000 or Less)"	\$0.00	\$375.00	\$0.00	\$0.00	\$375.00	0.00
Subtotal of Element: [Fund] 24124 - Title I 1003g Grant		\$0.00	\$168,391.00	\$0.00	\$0.00	\$168,391.00	0.00
24154-1000-53330-1010-517001-0000-0000-0000	Instruction-Professional Development	\$0.00	\$3,967.00	\$1,485.00	\$0.00	\$2,482.00	37.43
Subtotal of Element: [Fund] 24154 - Title II		\$0.00	\$3,967.00	\$1,485.00	\$0.00	\$2,482.00	37.43
25153-2100-53214-2000-517001-0000-0000-0000	Support Services-Students-Physical/Recreational Therapists - Contracted	\$1,635.00	\$49,295.00	\$14,194.06	\$27,990.00	\$7,110.94	28.79
25153-2100-53215-2000-517001-0000-0000-0000	Support Services-Students-Psychologists/Counselors Therapists - Contracted	\$4,689.46	\$31,630.00	\$11,246.03	\$35,648.65	(\$15,264.68)	35.55
25153-2500-51300-0000-517001-1115-0000-0000	Central Services-Additional Compensation	\$0.00	\$5,000.00	\$0.00	\$0.00	\$5,000.00	0.00
25153-2500-52111-0000-517001-0000-0000-0000	Central Services-Educational Retirement	\$0.00	\$695.00	\$0.00	\$0.00	\$695.00	0.00
25153-2500-52112-0000-517001-0000-0000-0000	Central Services-ERA - Retiree Health	\$0.00	\$100.00	\$0.00	\$0.00	\$100.00	0.00
25153-2500-52210-0000-517001-0000-0000-0000	Central Services-FICA Payments	\$0.00	\$310.00	\$0.00	\$0.00	\$310.00	0.00
25153-2500-52220-0000-517001-0000-0000-0000	Central Services-Medicare Payments	\$0.00	\$73.00	\$0.00	\$0.00	\$73.00	0.00
25153-2500-52500-0000-517001-0000-0000-0000	Central Services-Unemployment Compensation	\$0.00	\$80.00	\$0.00	\$0.00	\$80.00	0.00
25153-2500-52710-0000-517001-0000-0000-0000	Central Services-Workers Compensation Premium	\$0.00	\$76.00	\$67.00	\$0.00	\$9.00	88.15
25153-2500-52720-0000-517001-0000-0000-0000	Central Services-Workers Compensation Employer's Fee	\$0.00	\$10.00	\$0.00	\$0.00	\$10.00	0.00
Subtotal of Element: [Fund] 25153 - Title XIX Medicaid		\$6,324.46	\$87,269.00	\$25,507.09	\$63,638.65	(\$1,876.74)	29.23
26218-2100-51100-0000-517001-1211-0000-0000	Support Services-Students-Salaries Expense	\$0.00	\$31,000.00	\$0.00	\$0.00	\$31,000.00	0.00
26218-2100-53330-2000-517001-0000-0000-0000	Support Services-Students-Professional Development	\$0.00	\$5,000.00	\$0.00	\$0.00	\$5,000.00	0.00
26218-2100-53414-0000-517001-0000-0000-0000	Support Services-Students-Other Services	\$0.00	\$4,357.00	\$0.00	\$3,176.00	\$1,181.00	0.00
Subtotal of Element: [Fund] 26218 - United Way		\$0.00	\$40,357.00	\$0.00	\$3,176.00	\$37,181.00	0.00
27107-2200-56114-0000-517001-0000-0000-0000	Support Services-Instruction-Library And Audio-Visual	\$0.00	\$1,637.00	\$0.00	\$0.00	\$1,637.00	0.00
Subtotal of Element: [Fund] 27107 - 2012 GOBond Student Library SB-66		\$0.00	\$1,637.00	\$0.00	\$0.00	\$1,637.00	0.00
29102-1000-56118-1010-517001-0000-0000-0000	Instruction-General Supplies and Materials	\$0.00	\$5,223.00	\$0.00	\$0.00	\$5,223.00	0.00
29102-2300-53414-0000-517001-0000-0000-0000	Support Services-General Administration-Other Services	\$0.00	\$10,000.00	\$0.00	\$8,206.19	\$1,793.81	0.00
29102-2300-55915-0000-517001-0000-0000-0000	Support Services-General Administration-Other Contract Services	\$1,986.45	\$23,837.00	\$5,959.35	\$16,040.65	\$1,837.00	25.00
29102-2400-56118-0000-517001-0000-0000-0000	Support Services-School Administration-General Supplies and Materials	\$0.00	\$10,000.00	\$66.21	\$9,270.00	\$663.79	0.66
29102-2400-57331-0000-517001-0000-0000-0000	Support Services-School Administration-"Fixed Assets (More Than \$5,000)"	\$0.00	\$222,259.00	\$0.00	\$0.00	\$222,259.00	0.00
29102-2900-58220-0000-517001-0000-0000-0000	Other Support Services-Loss on Investments	\$0.00	\$0.00	\$2,587.16	\$0.00	(\$2,587.16)	0.00
Subtotal of Element: [Fund] 29102 - Private Dir Grants		\$1,986.45	\$271,319.00	\$8,612.72	\$33,516.84	\$229,189.44	3.17
29114-2400-53330-0000-517001-0000-0000-0000	Support Services-School Administration-Professional Development	\$0.00	\$17,345.00	\$4,614.12	\$1,739.84	\$10,991.04	26.60
29114-2400-55915-0000-517001-0000-0000-0000	Support Services-School Administration-Other Contract Services	\$0.00	\$12,525.00	\$5,421.04	\$4,578.96	\$2,525.00	43.28
29114-2500-55400-0000-517001-0000-0000-0000	Central Services-Advertising	\$0.00	\$1,154.00	\$0.00	\$0.00	\$1,154.00	0.00
Subtotal of Element: [Fund] 29114 - McCune Charitable Foundation		\$0.00	\$31,024.00	\$10,035.16	\$6,318.80	\$14,670.04	32.35
31400-4000-54500-0000-517001-0000-0000-0000	Capital Outlay-Construction Services	\$0.00	\$207,900.00	\$0.00	\$0.00	\$207,900.00	0.00
Subtotal of Element: [Fund] 31400 - Speical Capital Outlay-State		\$0.00	\$207,900.00	\$0.00	\$0.00	\$207,900.00	0.00
31600-2300-53712-0000-517001-0000-0000-0000	Support Services-General Administration-County Tax Collection Costs	\$1.00	\$0.00	\$17.94	\$0.00	(\$17.94)	0.00
31600-4000-57332-0000-517001-0000-0000-0000	Capital Outlay-"Supply Assets (\$5,000 or Less)"	\$0.00	\$121,264.00	\$0.00	\$0.00	\$121,264.00	0.00
Subtotal of Element: [Fund] 31600 - Capital Improvements HB-33		\$1.00	\$121,264.00	\$17.94	\$0.00	\$121,246.06	0.01
31700-4000-57332-0000-517001-0000-0000-0000	Capital Outlay-"Supply Assets (\$5,000 or Less)"	\$0.00	\$8,470.00	\$0.00	\$0.00	\$8,470.00	0.00
Subtotal of Element: [Fund] 31700 - Capital Improvements SB-9		\$0.00	\$8,470.00	\$0.00	\$0.00	\$8,470.00	0.00
31701-2300-53712-0000-517001-0000-0000-0000	Support Services-General Administration-County Tax Collection Costs	\$0.67	\$0.00	\$10.65	\$0.00	(\$10.65)	0.00
31701-4000-57332-0000-517001-0000-0000-0000	Capital Outlay-"Supply Assets (\$5,000 or Less)"	\$0.00	\$90,217.00	\$561.78	\$0.00	\$89,655.22	0.62
Subtotal of Element: [Fund] 31701 - Capital Improvements SB-9 Local		\$0.67	\$90,217.00	\$572.43	\$0.00	\$89,644.57	0.63
91000-1000-53711-9000-517001-0000-0000-0000	Instruction-Other Charges	\$308.63	\$0.00	\$308.63	\$268.00	(\$576.63)	0.00
91000-1000-56118-9000-517001-0000-0000-0000	Instruction-General Supplies and Materials	\$0.00	\$0.00	\$228.67	\$600.00	(\$828.67)	0.00
Subtotal of Element: [Fund] 91000 - School Advisory Council		\$308.63	\$0.00	\$537.30	\$868.00	(\$1,405.30)	0.00
91100-1000-56118-1010-517001-0000-0000-0000	Instruction-General Supplies and Materials	\$1,500.00	\$0.00	\$1,500.00	\$0.00	(\$1,500.00)	0.00
Subtotal of Element: [Fund] 91100 - Student Fieldtrip Fundraisers		\$1,500.00	\$0.00	\$1,500.00	\$0.00	(\$1,500.00)	0.00
91400-1000-51300-9000-517001-1621-0000-0000	Instruction-Additional Compensation	\$55.20	\$0.00	\$340.95	\$230.76	(\$571.71)	0.00
91400-1000-52111-0000-517001-0000-0000-0000	Instruction-Educational Retirement	\$7.68	\$0.00	\$47.40	\$31.81	(\$79.21)	0.00
91400-1000-52112-0000-517001-0000-0000-0000	Instruction-ERA - Retiree Health	\$1.10	\$0.00	\$6.81	\$4.67	(\$11.48)	0.00
91400-1000-52210-0000-517001-0000-0000-0000	Instruction-FICA Payments	\$3.40	\$0.00	\$21.02	\$14.01	(\$35.03)	0.00
91400-1000-52220-0000-517001-0000-0000-0000	Instruction-Medicare Payments	\$0.80	\$0.00	\$4.91	\$3.24	(\$8.15)	0.00
91400-1000-52500-0000-517001-0000-0000-0000	Instruction-Unemployment Compensation	\$0.18	\$0.00	\$1.13	\$0.72	(\$1.85)	0.00
91400-1000-52720-0000-517001-0000-0000-0000	Instruction-Workers Compensation Employer's Fee	\$0.00	\$0.00	\$0.24	\$0.12	(\$0.36)	0.00
91400-2200-53414-9000-517001-0000-0000-0000	Support Services-Instruction-Other Services	\$0.00	\$0.00	\$3,467.00	\$2,609.00	(\$6,076.00)	0.00
Subtotal of Element: [Fund] 91400 - CEC - ASL Class		\$68.36	\$0.00	\$3,889.46	\$2,894.33	(\$6,783.79)	0.00
Grand Total		\$195,096.12	\$4,082,007.00	\$839,616.61	\$1,791,176.92	\$1,451,213.47	20.57